

2024 WASHINGTON STATE HORSEMEN HORSE SHOW DIVISION RULE BOOK

HSD Director – Erin Wioldraayer	509-760-6462	wshhsd@gmail.com
HSD Committee	See list page 3	See list page 3
Points Keeper Shanna Jacobsen	509-991-9873	shannajacobsen15@hotmail.com
LOC Judge Chair		
David Massengale	509-480-7432	yeehaadavid@yahoo.com
LOC Steward Chair		
Dawn Spencer	509-767-7247	dawnspencer25@gmail.com
Dressage Points Keeper-Gena Loper	208-660-0955	dunsnroses@gmail.com
ROM Shanna Jacobsen	509-991-9873	shannajacobsen15@hotmail.com

ADVISORY COMMITTEE

Eastside-	2 year (2023-2024)	Gloria Marley
Eastside-	2 year (2024-2025)	Jole Chick
Westside-	2 year (2024-2025)	Pam Kiehn
Westside-	2 year (2024-2025)	Tammy Call Jones
Past Horse Show Director		Lisa Gardner

HORSE SHOW DIVISION BREED DIRECTORS

All Other Breeds Division	Heather Flores	Heather.flores84@gmail.com
Appaloosa Horse Division	George Chick	imageintherain@gmail.com
Arab/Half Arab Division	Kathy Norton	kamwarro@yahoo.com
Buckskin Horse Division	Bonnie Schuchman	bonschuchman@gmail.com
Draft Division	Ashley Proszek	Leilani3202@hotmail.com
Dressage Division	Mary Brady	marybrady@ywave.com
Drill Team Division		
Driving Division	Jole Chick	chickfamily1999@gmail.com
English Division	Pam Kiehn	acresofpride@localaccess.com
Equitation Division	Sherri Williams	swluvs2trot@yahoo.com
Hunter & Jumper Division	Amy Ross	Rossamy646@gmail.com
Miniature Horse Division	Karen Torosian	ittybittyhorse@hotmail.com
Morgan Horse Division		
Mustang Division		
Paint Horse Division	Meghan Weber	Meghanmw1@outlook.com
Palomino Division		
Paso Division		
Pinto Division	Joy Bjerke	Drjoy101@gmail.com
Pony / POA / Welsh Division		
Quarter Horse Division	Stephanie Simpkins	Stephaniewright3@hotmail.com
Reining Division	Josie Beck	ctbeck@frontier.com
Saddlebred Division		
Walking Horse Division		
Western Division	Cheryl Beck	ctbeck@frontier.com

TABLE OF CONTENTS

	Horse Show Division Committee 2024	3
	Foreword	4
Rule 1	Horse Show Division	7
Rule 2	Show Dates	12
Rule 3	Recognized Horse Shows	15
Rule 4	Prize List	24
Rule 5	Horse Show Results	31
Rule 6	High Score Awards Recording	32
Rule 7	High Score Awards Competition	34
Rule 8	Special Awards	38
Rule 9	Licensed Officials	50
Rule 10	General Horse Show Rules	51
Rule 11	All Other Breeds Division	55
Rule 12	Appaloosa Horse Division	57
Rule 13	Arabian & Half-Arabian Division	59
Rule 14	Buckskin Horse Division	62
Rule 15	Dressage, Western Dressage & Eventing Division	63
Rule 16	Drill Team Division	68
Rule 17	Driving Division, Pleasure Section	69
Rule 18	English Division	75
Rule 19	Equitation Division	83
Rule 20	Hunter & Jumper Division	105
Rule 21	Miniature Horse Division	106
Rule 22	Miscellaneous Division	109
Rule 23	Morgan Horse Division	110
Rule 24	Paint/Solid Bred BSP Horse Division	111
Rule 25	Palomino Horse Division	113
Rule 26	Pinto Horse Division	114
Rule 27	Pony Division	115
Rule 28	Quarter Horse Division	117
Rule 29	Reining Horse Division	119
Rule 30	Western Division	130
	Part A Western Pleasure	130
	Part B Trail	140
	Part C Western Riding	148
	Part D Ranch Horse	154
	Part E Working Rancher	164
	Licensed Official List	166
	List of Inactive Classes	170

2024 HORSE SHOW DIVISION COMMITTEE MEMBERS

	Phone	Email
Horse Show Division Director Erin Wieldraayer	509-760-6462	wshhds@gmail.com
Committee Secretary – Cheryl Moriarty	509-999-1967	tpappys@gmail.com
Finance Chair – Lisa Gardner	253-208-8319	cuteloper@aol.com
Advisory Board		
Past Horse Show Director - Lisa Gardner	253-208-8319	cuteloper@aol.com
East Side		
Jole Chick – 2024 – 2025	509-954-3913	chickfamily1999@gmail.com
Gloria Marley – 2022 -2024	509-961-9417	gimarley@msn.com
West Side		
Tammy Calls Jones – 2024 – 2025	360-710-3049	klahowya@aol.com
Pam Kiehn – 2022 -2024	360-269-5285	acresofpride@localaccess.com
Show Approvals - Erin Wieldraayer	509-760-6462	wshhds@gmail.com
Prize List Review - Erin Wieldraayer	509-760-6462	wshhds@gmail.com
Email/Correspondence – Erin Wieldraayer	509-760-6462	wshhds@gmail.com
Website – Tammy Call-Jones	360-710-3049	klahowya@aol.com
Awards – Jole Chick	509-954-3913	chickfamily1999@gmail.com
Bonnie Schuchman	509-424-0906	bonschuchman@gmail.com
Gloria Marley - Perpetuals	509-961-9417	gimarley@msn.com
Joy Bjerke	208-755-6950	drjoy101@gmail.com
Tina Tomonelli	208-946-1967	igotspots@hotmail.com
Show Steward Supplies - LOC		
Horse Show Secretary Supplies		
Erin Wieldraayer	509-760-6462	wshhds@gmail.com
Horse Show Secretary Clinics		
Convention Preparation		
Points Keeper – Shanna Jacobsen	509-991-9873	Shannajacobsen15@hotmail.com
Points Keeper Coordination		
Cheryl Moriarty	509-999-1967	tpappys@gmail.com
Rule Book – Barbara Manning	360-464-5902	bjlanman@gmail.com
Tammy Call-Jones	360-710-3049	klahowya@aol.com
Sherri Williams	509-949-0291	swluvs2trot@yahoo.com
Cheryl Moriarty	509-999-1967	tpappys@gmail.com
Heather Flores		heather.flores84@gmail.com
Pam Kiehn	360-269-5285	acresofpride@localaccess.com
Marketing/Social Media Horse Show Director	509-760-6462	wshhds@gmail.com

FOREWORD

TO ALL WASHINGTON STATE HORSEMEN MEMBERS:

From Article II of the By-Laws of Washington State Horsemen.

Purposes:

Section 1. "It shall be the purpose of the Washington State Horsemen to join together in common bond the individuals throughout the State interested in equine as defined by the State Department of Agriculture, whether for business or pleasure, and

- a. To serve and promote the best interests of recognized Shows, Western Games, Trails and Pleasure Riding and Working Horse Events and of the owners and riders who participate in them.
- b. To make adequate and fair rules governing competitions and to enforce them for the common benefit, guided by the WSH Games Rules, WSH Horse Show Rules and Trails & Pleasure Rules.
- c. To license Judges, Stewards, and Technical Delegates, and Timers.
- d. To adjudicate questions of violation of the rules and to inflict penalties therefore in accordance with the rules.
- e. To maintain proper records in connection with the sport for the use of its members.
- f. To assign dates for recognized Horse Shows, Dressage Shows, Working Horse Events and Western Games.
- g. To establish and maintain an office.
- h. To promote and publicize the operation of the organization by the issuance of a statewide paper and electronic bulletin; and to publish rule books.
- i. To promote the interest of horse, pony and mule breeding.
- j. To further the art of riding and to encourage horsemanship and the welfare of horses, ponies and mules.
- k. To educate, through research, meetings and/or articles in the statewide paper and electronic bulletin, pertaining to horses, ponies, and mules, on subjects known to be of general concern, including but not limited to health related, overall condition, or tax accounting and general record keeping for business purposes.
- l. To better existing conditions in trails, roadways, and laws pertaining to horses and horsemen through legislation.
- m. Washington State Horsemen Divisions and/or Zones may approve but shall not sponsor any actives in which horses and/or exhibitors participate for points toward year end standings. This does not prohibit the four major divisions from holding a state finals or championship show.

For a complete listing of the Bylaws, contact the Washington State Horsemen at www.washingtonstatehorsemen.org.

Following are the rules as revised and adopted at Convention by the Horse Show Division of The Washington State Horsemen.

All members interested in horse shows are encouraged to become active through their chosen Zone or Division. Read your Rule book carefully and refer to the printed issues of The Canter and the WSH website (www.washingtonstatehorsemen.org) for additional show dates, any changes and clarifications of the rules, and additional approved Licensed Officials.

WSH makes every effort to ensure that all breeders, owners, trainers, and exhibitors display humane treatment of the equine, while allowing the equine to perform within its capacity.

WSH rules will be enforced. If a rule cannot be found in the WSH Rule book, then reference should be made to the appropriate Breed Rules or a major association rule book.

This rule book supersedes all previous rule books. *Changes for the current year are in bold italics.*

Violations

1. Any member may be suspended or denied privileges of the Association and any non-member may be denied the privileges of the Association for the failure to pay when due any obligation owing the Association. This includes but is not limited to an approved show, or for giving a worthless check for entry fees, stall fees, office charges, stock charges or any other fees or charges including bank charges for returned checks connected with the exhibition of horses or any other related fees.
2. Any member who has been duly notified by the Horse Show Director via Certified/Registered Mail advising them that they have incurred a bad debt, after a (30) thirty-day grace period, shall be barred from having their points count from the date of the notice until the debt is paid.
3. When any person is guilty of the following: failure to pay when due any obligations owing to the Association; giving a worthless check or otherwise failing to pay for entry fees, stall fees, office charges connected with the exhibition of horses, such person, whether member or non-member, will be subject to disciplinary procedures insofar as practical including but not limited to awards, points and prize money's being withheld until debt is paid. Debt must be made good within (15) fifteen days of the bad debt being incurred. Payment must also include any additional fees (i.e. NSF fee, processing fee, etc.).

Unsportsmanlike Conduct

1. Conduct by WSH members, non-members, exhibitors, trainers, owners, owner's representatives, spectators, and all other persons present on the show grounds or in show facilities, events where the WSH has approved

the event, shall be orderly, responsible, sportsmanlike and humane in the treatment of horses/humans, such as to promote the implementation of the show or event and promote fair competition.

2. Unsportsmanlike or irresponsible conduct or any other form of misconduct that is illegal, indecent, profane, intimidating, threatening, harassing, or abusive is prohibited, as is the inhumane treatment of horses/humans.
3. Further, Show Management may immediately expel offenders from show arena, show grounds or show facilities, forfeiting all prizes and awards with no refund of fees paid in order to preserve the decorum of the show and shall file a written report with WSH concerning the transaction.
4. WSH may take further action to any offenders, which may include but are not limited to imposing fines or suspension from future shows.

RULE 1 – THE HORSE SHOW DIVISION

Section 1. ZONES

The nine (9) Washington State Horsemen Zones are: **Canal, Cascade, North Central, Northeast, Northwest Border, Olympic, Prairie, Puget Sound, and Zone One.**

Section 2.

Washington State Horsemen shall not produce horse shows.

Section 3.

The Horse Show Division shall handle its own finances and its own affairs.

Section 4. COMMITTEES

ADVISORY COMMITTEE:

- a. The committee will consist of four elected members as well as the immediate outgoing Horse Show Director *and an appointed Finance Chair*. The elected positions will be two from each side of the Cascades. Two of the elected positions one (1) Eastside and one (1) Westside will be elected annually and serve for two years and a Finance Chair who shall act as treasurer.
- b. They will be responsible for making recommendations for the Horse Show Director replacement every two (2) years.
- c. They will accept and review resumes for the Horse Show Director with the top four selections to be voted on at Convention, by the delegates present at Convention on even numbered years.
- d. To select or contract the Points Keeper person, and review the performance of the Points Keeper each year. The position of Horse Show Director may be consolidated with the Horse Points Keeper. Fee for Points Keeper will be \$300.00 per month for months of *April through November*. This shall be a contract position with fee to be paid on the 15th of each month. The Points Keeper may not Judge or Learner Judge any WSH Sanctioned Show.
- e. Conduct reviews as necessary.
- f. Handle all problems that occur within the Horse Show Division.
- g. Any problems that the Horse Show Advisory Committee cannot solve will be forwarded to the Enforcement Committee.

FINANCE CHAIR:

Appointed by the Horse Show Director with approval of the Advisory Committee.

- a. Will provide monthly financial statements for Horse Show Division.
- b. Will review the yearly financial report.
- c. Responsible for preparing a projected High Score Awards Budget for the upcoming year based on the number of horses of each breed competing for high score awards in the A- and B-Systems.
- d. Rule changes affecting the finances of the Division are subject to review and comment by the Horse Show Division Advisory Committee, who shall approve or disapprove the proposals. Proposed

financial changes must be received by the Director by August 10 prior to Convention.

- e. It will be the duty of the Advisory Committee to act upon emergency financial needs of the Division.

AWARDS COMMITTEE

Appointed by the Horse Show Director with approval of the Advisory Committee

- a. Receives award winners from Points Keeper and purchases awards.
- b. Procure bids for all Horse Show Division awards- Plaques may be replaced with an item of like value that would better represent & advertise WSH to the general public.
- c. Responsible for the setup of awards at Convention.
- d. Responsible for locating and obtaining the perpetual awards back from recipients at Convention.

RULE BOOK COMMITTEE

The Horse show Director shall appoint a rule book committee. The rule book committee will appoint a chairperson.

- a. It is recommended that at least one judge and one steward serve on this committee.
- b. The committee shall meet before the August 10th date (the date all rule proposals are due), to assist the Horse Show Director in compiling all rule proposals for publication in September Canter.
- c. Committee members shall be present at Convention during the Horse Show Division Meeting to help clarify rule proposals.
- d. Be available for the Horse Show Director for any rule clarifications that may be needed through the show season.
- e. Review rule book, compile rule changes from convention, and make appropriate corrections to pages that will be replaced in the loose-leaf style rule book by December 15th.
- f. Take bids for the printing of the rule book and report to the Horse Show Director.
- g. The Horse Show Division rule book will consist of rules necessary to govern competitions for and to the Exhibitors. When necessary, corrections or rule changes are passed at the yearly Convention Horse Show meeting, new pages will be printed and distributed to replace existing loose-leaf style rule books. The corrected pages, along with the LOC information will be included.

MARKETING COMMITTEE

Appointed by the Horse Show Director

- a. Market the Horse Show Division

POINTS KEEPER

The points keeper shall be appointed by the Horse Show Advisory Board by December 1st.

- a. Points keeper shall be paid \$300.00 per month for the months of *April through November*.

- b. Points keeper shall tabulate points. Points from each show must be tabulated within 15 days of results receipt. If a show takes place prior to May those shows shall be tabulated in the month of May.
- c. The points keeper shall tabulate the specialty awards in preparation for Convention.
- d. The points keeper shall be responsible for maintaining the ROM Program.
- e. It is recommended that the points keeper does not have family members competing for year-end awards. Should a suitable points keeper not be available the Horse show advisory board shall audit the year end points. If the points keeper is on the eastside the eastside members shall audit and west if the points keeper is on the west side.
- f. *Receive all monies for ROM program.*
- g. *Collects fees from exhibitors who sign-up for year-end awards.*

Section 5. HORSE SHOW DIRECTOR

Receives pay of \$400.00 per month for the months of January through November. This shall be a contract position with pay received on the 15th of each month. Mileage (at the current government rate) to board meetings, official WSH Stewards meetings and conventions will be reimbursed. Hotel shall be provided for convention, WSH stewards clinic and board meetings with written approval of the Advisory Committee 10 days prior to the expense being incurred.

Duties:

- a. Approves Horse Shows and collects all show fees.
- b. Corrects prize lists.
- c. Attends all Board Meetings.
- d. Organizes and facilitates Horse Show and Show Secretary Clinics as needed.
- e. Member of Awards Committee, Finance Committee, Register of Merit (ROM) Committee, and Rule book Committee.
- f. Prepares and presents financial statements for the Horse Show Division quarterly and annually at Convention.
- g. Sends out all correspondence in regard to the Division.
- h. Makes sure all Horse Show Division details regarding Convention are attended to (including preparing winners, notifying winners, presenting proposals to Convention and Canter).
- i. Reports and pays fees to the WSH Secretary/Treasurer all wages, social security, etc., who will provide a form 1099, using the WSH account numbers.
- j. Horse Show Director may not judge, or Learner judge any WSH sanctioned shows. When a Horse Show Director is not selected, and the Horse Show Division is run by a committee, this restriction shall not apply to the committee chair or any of the committee members.
- k. Present a budget to the Budget Committee annually and submit a Quarterly financial report

Terms of Contract:

The position of Horse Show Director will be for a 2-year term.

Replacement Procedures:

- a. Resumes will be accepted from January 1- August 30th on even numbered years. The vote for replacements shall take place at the Horse Show Meeting at Convention on even numbered years.
- b. Job Openings will be posted publicly including the Website and Canter.

Section 6. PROTESTS & CHARGES

1. **PROTESTS:** Any rider, driver, handler, exhibitor, owner, agent, trainer or parent of a junior exhibitor may file a protest. The protest must be made in writing, signed by the protestor, be accompanied by a deposit of \$50.00, and addressed to the secretary of the competition at which the alleged violation occurred within 48 hours of the alleged violation, OR may be made directly to the Horse Show Director, accompanied by a \$50.00 deposit and received within five (5) business days following the last recognized day of the competition.
2. The deposit will be refunded in the event the protest is upheld.
3. **CHARGES:** Any Official of a WSH recognized competition or Officer of the WSH may file a charge with the Horse Show Director. LOC Charges will be forwarded to the LOC Advisory Committee for resolution.
4. A Charge must be submitted in writing, signed by the person making the charge, addressed **to** the Horse Show Director, and received by the Director within five (5) business days following the last recognized day of the competition.
5. All charges and protests must be forwarded to the Horse Show Director who will consult with a Horse Show Advisory Committee. If the charge or protest is not resolved, it will then be forwarded to the WSH Enforcement Committee to be resolved. If the charge or protest is resolved, the Advisory Committee will inform the WSH Enforcement Committee of the action taken.

Section 7. RULE CHANGES

1. Rule book changes or clarifications must be presented to the Horse Show Director by August 10th with a payment of \$5.00 (HS Finance and Rule book Committee exempt) to be considered for the current year at Convention. No rule changes may be made between Conventions.
2. WSH rules will be enforced and if a rule cannot be found in the WSH Rule Book then refer to Breed Rules or major discipline rule book. All changes to the rule book will be changed (corrections or additions made) in the next rule book.

3. All proposed rule changes must have complete information to be considered for adoption. Information needed; name and phone number of submitter, rule book page, rule, section and paragraph numbers plus complete rule proposal written as it would appear if adopted.
4. All rule changes/proposals may be modified at convention with a majority vote of the delegates present. If rule is adopted, the rule will be printed in the next rule book.

RULE 2 – SHOW DATES

Section 1. GENERAL INFORMATION

1. Show Season will be January 1 through September 30. No show shall be approved between October 1 and December 31. Exception: Dressage.
2. A maximum of four sets of B system points will be allowed over one weekend, i.e., Friday, Saturday and Sunday. A show may choose to offer:
 - a. One set of points over as many days as they see fit.
 - b. Two sets of points over a minimum of one day i.e., a single show with two judges; a quad show offering two sets of points on two separate show days for a total of four sets of points; or a show may choose to offer three sets of points over a minimum of two days.
 - c. No show shall offer more than 4 sets of points on the same grounds over a weekend. Shows may not utilize a separate sponsor to offer a second set of dual or triple points on a same weekend on the same grounds.
3. Requests for show date approval must be submitted in writing to the Horse Show Director prior to December 1. Prior show dates will be reserved until December 1.
4. WSH reserves the right to limit the number of shows to three (3) show dates per calendar year sponsored by the same Organization, Club, Fair, or individual. After December 1, further dates may be recognized.
5. The Washington State Horse Show Division reserves the right to decline recognition to any show deemed to be not in the best interests of the Washington State Horse Show Division.

Section 2. A-SYSTEM SHOW DATES

1. Only one USE Regular Member Show will be WSH A-System recognized on the same date, except Breed shows, unless management of the two or more shows requesting the same show date mutually agree to waive this restriction.

Section 3. B-SYSTEM SHOW DATES

1. A- and B-System shows may be recognized on the same date in the same District only with permission of the A-System show, unless the B-System show has priority. Exception: in the event both shows are Breed shows.
2. Two B-System shows located within 125 road miles of each other will only be recognized if the show which has priority on the date agrees, in writing, to the second show being held on that same date. If two shows request the same date and neither has priority, the show with the earliest postmarked application will have priority.

Section 4. SHOW DATE APPLICATIONS

1. No show date will be granted unless application, in writing, is received ninety (90) days before date of show accompanied by the proper fee. All shows will be listed in *The Canter* and on the WSH website together with name and address of show secretary, location, and status of the competition. Download show approval form from WSH website www.washingtonstatehorsemen.org or contact wshhsd@gmail.com. Mail to the address on the form and website.

Section 5. INFORMATION REQUIRED FOR SHOW DATE APPLICATION FORM

1. Name of show.
2. Name of sponsor.
3. Date requested.
4. Exact location of show.
5. The name of Judge or Judges, Stewards, and Technical Delegates, if information available. (Names to be furnished when hired.)
6. Name, address, and telephone number of Manager, Secretary, and person to whom correspondence should be addressed.
7. State whether show is to be WSH A-System or B-System, USE Regular member, USE Local Member and/or Breed Association recognized, along with any other approvals.
8. Specify if show will process via computer.

Section 6. FEE SCHEDULE

1. WSH “B” System Fee Schedule:

	Single Judge	Dual Judged	Triple Judged
One Day Show	\$ 70.00	\$130.00	NA
Two Day Show	\$ 90.00	\$170.00	\$220.00
Three Day Show	\$110.00	\$220.00	\$240.00
Quad Show (two day two judges)	NA	\$260.00	NA

2. *All Breed and Reining shows will pay \$5.00 per class per approved B-System class offered. The fee shall not exceed \$50.00 regardless of the number of classes offered or the number of judges. Results from all judges will be counted.*
3. **Dressage Shows & Combined Training Events** – Refer to Dressage & Eventing Divisions for fee schedule.

Section 7. CANCELLATIONS

1. In the event a show is cancelled, a sixty (60) day written notice must be given to the Horse Show Division, and the fee, with the exception of \$20.00, will be returned.
2. Any show which notifies the Horse Show Division ninety (90) days in advance of its claimed or normal date that it will not hold a show that

year, may retain priority of the date for the following year by the payment of \$10.00.

3. Any show Competition that is cancelled by events other than an Act of God, must notify the Horse Show Chairperson, in writing, no later than fourteen (14) days before the Competition date. Failure to do so will constitute the denial of any further show dates being approved at the Director's discretion, and a fine levied by the Horse Show Director of \$100.00. They must also send written notice by registered mail to the Horse Show Director and contracted Officials. Competition must also notify all pre-entered exhibitors by telephone or registered mail.

Section 8. GENERAL INFORMATION

1. A file will be emailed by the Horse Show Director to show secretaries with current class specifications.

RULE 3 – RECOGNIZED HORSE SHOWS

Section 1. WSH RECOGNIZED HORSE SHOWS

1. The Washington State Horsemen Horse Show Division offers two systems of horse shows:
 - a. A-System: USE Regular Member Shows and/or Breed Association recognized shows which also may have been recognized by WSH.
 - b. B-System: Local USE and/or other Breed Association recognized shows, which have also been recognized by WSH, shows recognized by WSH only, and Breed shows with B-System approval.
2. WSH rules will be enforced and if a rule cannot be found in the WSH Rule Book then refer to Breed Rules or major discipline rule book. All changes to the rule book will be changed (corrections or additions made) in the next rule book.
3. Zone Benefit shows must be sponsored by an organization or club and must show proof of liability. Finances to be handled by the sponsoring organizations or club.
4. Show location: WSH Clubs may hold a horse show outside the state of Washington.
5. The Horse Show Division will furnish to Show Management:
 - a. WSH Official Class Sheet-Result forms/Master List forms (1 for each class, plus an additional 10%). The number will be based on the preliminary prize list. Shows who process by computer must advise they will not need the forms.
 - b. An evaluation form.
 - c. Instruction sheet to aid show management in preparing show records.
 - d. One Rule book per show.
 - e. The first set of forms is supplied without charge; replacement forms fee is \$40 per set.
 - f. A file with current class specifications via email.
6. The Horse Show will supply to non-WSH Officials a WSH Rule book.
7. ***Both the Manager and the secretary of a B-System show or a breed show with WSH B-System classes must be a member of WSH and have the current WSH Rule book available at the show. The prize list will not be approved if either the Manager and/or the secretary are not WSH members for the current calendar year.***
 - a. ***The Show Manager is to be the person in charge of the WSH-approved show, but may not serve as show secretary, ring steward or serve in any other capacity which might interfere with their effectiveness as manager. The Show Manager must be at least 18 years of age. The manager shall have authority to enforce all rules referring to the show and he/she may excuse any horse or exhibitor from the show or contest prior to or during the judging. He/she shall be present on the show grounds for the duration of the show.***

In the event an emergency arises and the show manager is unable to fulfill his/her duties, an acting manager should be appointed. The show manager must submit a written explanation to WSH for his/her absence. The acting show manager must also remain on the show grounds for the duration of the show and must meet the requirements as set forth above.

- b. Show Secretary. The show secretary may not hold the position of show manager or ring steward at a show at which he/she serves as show secretary. They shall accurately maintain and record both entries and show results, including verifying exhibitor eligibility and current membership and horse eligibility (the exhibitor must present the registration certificate for breed classes to show management, unless a photocopy of both sides of the registration certificate is acceptable to show management). They shall be responsible for maintaining a set of results on file for at least one year from the date of the show, to include the entry fees, office charges, etc., and any fees collected for membership on behalf of WSH.*
- c. Ring Steward. A competent ring steward is required at all WSH approved shows and may not hold the position of show manager or show secretary at a show at which he/she serves as a ring steward and shall assist the judge (not advise him/her) and shall refrain from discussing, or seeming to discuss, the horses or the exhibitors with the judge and not take part, or seem to take part, in any of the judging.*
8. Recognized shows must have a minimum of six (6) recognized High Score Awards classes per 24-hour period.
9. Shows with Zone Recognition must show proof of recognition before this information is listed in *The Canter*/WSH website. (www.washingtonstatehorsemen.org).
10. Show management must confirm that officials have received the necessary rule books and information at least fifteen (15) days prior to the show.
11. Show management must verify:

 - a) Amateur eligibility.
 - b) Breed registration papers.
 - c) WSH membership.
12. Show Management shall furnish the Judge(s) in each class with a card containing exact class specifications, if not the show will be assessed a \$50.00 fine for not providing the class specifications. Fence heights must be noted. The method of breaking ties in Jumper classes must be included.
13. A Ringmaster/Ring steward cannot officiate in any class of a competition in which he or a member of his family or any of his clients is an exhibitor. (The term family includes husband, wife, parent,

steparent, child, brother, step-child, sister, half brother and sister, aunt, uncle, niece, nephew, grandmother, grandfather, and in-laws of the same relation as stated.)

14. Each show must assign a person as the Trail Course Designer. It cannot be a Judge or Steward of that show. The trail course designer is responsible for the course design and description, supplying a pattern of course/s to the Show, setting up the trail course, fixing & maintaining the course between exhibitors and classes and tear down of the trail course. The judge/s, steward and course designer must walk the course/s with exhibitors prior to the start of the trail class(es).
15. If there is a discrepancy between the written and drawn pattern/s in ANY class, the written pattern shall take precedence.
16. A course designer must be present to set Hunter Jumper Courses at shows where over fences classes are offered. The Hunter/Jumper Course Designer is responsible for laying out the course, building the obstacles, measuring the course, and checking both the height of fences and the distance between fences. The Course Designer, or his designated representative, must be present at all sessions of a show, and be available to report to the Judge at any time that the course is ready in all respects. Copies of the course(s) must be given to the Judge(s) and Steward(s).
17. ***For all classes for which courses/patterns/tests are required or maybe asked for, i.e. Equitation Division, Working Horses, Trail, Western Riding: All courses/tests/patterns must be posted at least one (1) hour before the scheduled start time of the class, but not prior to one (1) week before the start date of the show. NRHA Reining and AQHA Ranch Riding standardized pattern numbers shall be printed in the prize list.***

Section 2. AMATEURS AND PROFESSIONALS

1. WSH Horse Shows accept ApHC, ABRA, AQHA, AMHA, APHA, PtHA, NRHA, WSH, USE Amateur Cards/Non-Pro Card.
2. WSH Amateur Status is defined as participants **19** years of age and older who do not accept remuneration:
 - a. For riding, driving, showing in halter, training, schooling, or conducting clinics or seminars.
 - b. For giving instruction in equitation or horse training.
3. A Professional is based on one's own activities. Unless expressly permitted above, a person is a professional if after their **19th** birthday they do any of the following:
 - a. Accepts remuneration AND rides, exercises, drives, shows, trains, assists in training, schools or conducts clinics or seminars.
 - b. Accepts remuneration AND gives riding or driving lessons, showmanship lessons, equitation lessons, trains horses, or provides

- consultation services in riding, driving, showmanship, equitation, or training of horses.
- c. Accepts remuneration AND acts as an employee in a position such as a groom, farrier, bookkeeper, veterinarian or barn manager AND instructs, rides, drives, shows, trains or schools horses that are owned, boarded or trained by their employer, any member of their employer's family, or a business in which their employer has an ownership interest.
 - d. Accepts remuneration AND uses their name, photograph or other form of personal association as a horseperson in connection with any advertisement or product/service for sale, including but not limited to apparel, equipment or property.
 - e. Rides, drives or shows any horse that a cohabitant or family member or a cohabitant or family member's business receives remuneration for boarding, training, riding, driving or showing. A cohabitant or family member of a trainer may not absolve themselves of this rule by entering into a lease or any other agreement for a horse owned by a client of the trainer.
 - f. Gives instruction to any person or rides, drives, or shows any horse, for which activity their cohabitant or another person in their family or business in which their cohabitant or a family member controls will receive remuneration for the activity. A cohabitant or family member of a trainer may not absolve themselves of this rule by entering into a lease or any other agreement for a horse owned by a client of the trainer.
 - g. Accepts remuneration AND acts as an agent in the sale of a horse or pony or accepts a horse or pony on consignment for the purpose of sale or training that is not owned by him/her, his/her cohabitant, or a member of his/her family, farm/ranch/syndicate/partnership, cooperation, farm/ranch/syndicate/partnership/corporation/business in which he/she, his/her cohabitant or a member of his/her family controls.
 - h. Advertises one's equestrian services such as training or instruction.
 - i. Accepts remuneration AND acts as an intern, apprentice, or working student whose responsibilities include, but are not limited to, riding, driving, showmanship, handling, showing, training or assisting in training, giving lessons/coaching and/or schooling horses other than horses actually owned by him/her.
 - j. Accepts remuneration in excess of rental fee for use of a facility, ring or school horses.
 - k. Accepts remuneration for such use AND uses commercial logoed items while on competition grounds unless expressly permitted by applicable division rules.
4. A professional is also based on one's own activity along with another's. A person is also deemed a professional after his/her 19th birthday, if he/she accepts remuneration for his/her spouse, family member, or cohabitant engaging in any activity enumerated in 3 a through l above. For the purposes of this rule, the term cohabitant is defined as any

individuals living together in a relationship, as would a married couple, but not legally married.

5. There will be a one (1) year requirement for a Professional to relinquish their Professional status and be eligible for an Amateur status. The Professional shall send a letter of intent via certified mail to the Horse Show director. At the end of one (1) calendar year from filing of intent, the Professional shall submit at least three (3) notarized letters to the Horse Show Director from persons with knowledge of the Professional's activities and attesting that the Professional has refrained from those activities described in Rule 3, Section 2 paragraph 3. Following review by the Horse Show Director, the Professional will be notified of reinstatement of Amateur status.
6. WSH will issue Amateur Cards for an annual fee of \$12.00. Fee for WSH members is waived if participating in two (2) WSH Annual High Score Awards.

Section 3. JUDGES

Judges must be licensed by WSH, USE, American Quarter Horse (AQHA), American Paint Horse Association (APHA), Appaloosa Horse Club (ApHC), Arabian Horse Association (AHA), American Buckskin Association (ABRA), Pinto Horse (PtHA) or Equine Canada to judge WSH B- System recognized shows, except that a Breed Association recognized show with B-System open classes with approval from WSH may be judged by a person holding a Judge's card issued by that particular Breed Association. A Driving show may be judged by a person holding an American Driving Society Judge's card, unless it is also a USE Show.

1. *The Horse Show Division will collect an annual \$20.00 listing fee from each Official, which includes a copy of the current Rule book.*
2. Shows using non-WSH judges carded by American Quarter Horse (AQHA), American Paint Horse Association (APHA), Appaloosa Horse Club (ApHC), Arabian Horse Association (AHA), American Buckskin Association (ABRA), Pinto Horse (PtHA) must pay a \$25 per judge guest card fee. Fee covers cost of WSH rule book and postage.

Section 4. JUDGES - Division Requirements

1. APPALOOSA Breed show Judges must be an ApHC listed and recognized Judge.
2. DRESSAGE – All competitions recognized only by WSH, MUST be judged by USE "r", "R", "I" Dressage Judges, or WSH "J" or "S" Dressage Judges. Exception: B-System Dressage Shows may be judged by graduates of USE/USDF Learner Judge program.
3. DRIVING – A WSH approved Driving show may be judged by a person holding an American Driving Society Judge's card.
4. HUNTER sections leading to a Championship in the B-System must be adjudicated by a Judge with a Hunter Card.

Section 5. RESTRICTIONS – Judges & Stewards

1. *No WSH, USE, Equine Canada, or Breed Association Judge shall judge more than two (2) A-System shows on each side of the Cascade Range, and no more than three (3) B-System shows in each Zone in any one division in a show year. In addition, no judge shall be hired to judge the same show in back-to-back years.*
2. Judges at Dual Judged shows must judge all classes separately and independently, without consulting, or conferring with each other, or appearing to consult, confer, or discuss placing. Conversation in the ring shall be kept to a minimum and restricted to necessary topics (e.g., safety concerns).
3. There shall be no limitations to the number of shows at which Stewards may officiate. Shows may use a USE Show Steward if the USE Steward has attended a WSH Stewards Clinic within the last three (3) years.
4. Open show Stewards have no responsibility or jurisdiction over classes, rules, occurrences, disputes, or other matters concerning only the Breed Show. Furthermore, open show Stewards are required to be present only until the last WSH class of the day.

Section 6. A-SYSTEM/BREED SHOW REQUIREMENT

1. USE Regular Member Shows may also be recognized by WSH, but it is not mandatory. Arabian, Half-Arabian, and Morgan exhibitors may earn WSH A-System points at Breed shows that do not have WSH recognition by following the procedure outlined in Rule 6. If not WSH recognized, shows must be held in Washington, Idaho or Oregon.
2. Exhibitors at non-WSH shows that are recognized by Appaloosa Horse Club, American Paint Horse Association of America, American Buckskin Registry Association, Pinto Horse Association of America, Arabian Horse Association, Morgan Horse Association, or American Quarter Horse Association, Hunter/Jumper shows and Reining events may earn A-System WSH points. All such shows must be held in Washington State, Idaho or Oregon.
3. Breed Shows with WSH approval must submit results within ten (10) days following the show. Failure to comply will result in a \$50.00 penalty.
4. Breed Shows with Open A- and B-System (Not USE Approved) combined approval will follow the following rules:
 - a. Must have a WSH Steward to officiate as Steward for WSH classes only.
 - b. Must submit results including # entered in each class.
 - c. Submit a complete preliminary prize list in duplicate, including a copy of the Breed association approval to the Horse Show Director within sixty (60) days prior to the show date. All classes with WSH approval must be so marked. Failure to comply will result in a \$50.00

penalty.

5. Breed approved shows with WSH approval shall be governed by the Breed rules in regard to number of classes per day; however, WSH classes **MUST** be no more than 65 per day.

Section 7. B-SYSTEM SHOW REQUIREMENTS

1. Must be approved/recognized by WSH.
2. WSH reserves the right to limit the number of shows to three (3) show dates per calendar year sponsored by the same organization, club, fair, or individual. After December 1, further dates may be recognized.
3. Non-Member registration and Amateur fees
 - a. An exhibitor (defined as horse owner or equitation rider/showmanship handler) competing in B-System shows must be a WSH member or pay a non-member registration fee of \$3.00 per judge/per show, collected by show management and paid to the WSH Horse Show Division.
 - i. Horse owners also entering equitation division classes pay only one fee.
 - ii. Horse owners showing one or more horses in pleasure classes pay only one fee—not per horse.
 - iii. Exhibitors (other than leadline riders) showing another exhibitor's entered horse in equitation classes must pay non-WSH fee, unless they have already paid the fee on another horse/rider entry.
 - iv. Two or more riders showing the same horse in non-equitation classes pay only one fee.
 - v. Exhibitors under age 19 who are WSH members may show a family-owned equine as “owner” and the registered owner does not have to be a WSH member. A family member is defined as parent, stepparent, sibling (including half and step), aunt, uncle, step-aunt, step-uncle, niece, nephew, cousin, grandparent, step grandparent or legal guardian of the youth exhibitor.
 - b. A Sr. exhibitor (***19 & over***) showing in equitation classes must have an amateur card from one of the following ApHC, ABRA, AQHA, AMHA, APHA, PtHA, NRHA, WSH, USE Amateur Cards/Non-Pro Card, or pay the WSH amateur fee \$12. See Rule 3 Section 2 for definitions of amateur.
 - c. Shows will be billed for unpaid non-member and Amateur fees.
 - d. Dressage shows are exempt.
4. B-System Dressage shows are not required to have a USE/WSH Technical Delegate.
5. Length of Competition: A fine will be imposed in the amount of \$100.00 per hour or portion thereof for violation of the following:
 - a. A competition may not hold classes more than 16 hours out of any 24-hour period from the start of the first class to the finish of the last class, including intermissions.
 - b. All junior exhibitor classes must be held within a 12-hour period,

excluding intermissions.

6. B-System Shows without USE and/or Breed Association approval are limited to a maximum of sixty-five (65) classes per day. It is recommended that the show management notify Officials of the number of classes they will be judging.
7. In all divisions offering Halter/In-Hand High Score Awards for any age and any sex shows are permitted to offer these classes combined, for points to count.
8. If one age group is offered in a class, then all age groups must be offered. Applies to B-System shows only. USE rules apply to A-System shows.
9. When shows issue exhibitor numbers to exhibitors who do not have WSH permanent numbers, numbers issued must be below 500 so they don't conflict with Permanent Numbers.
10. Show management in consultation with the show steward may combine or split classes in accordance with HSD rules. All classes shall be calculated using point system from Rule 7 High Score Awards Competition Table.
 - a. If three (3) horses are entered prior to a class entering the ring and only one (1) entry comes to the gate, the class will be worked.
 - b. If two (2) horses are entered prior to a class entering the ring and only (1) entry comes to the gate the class shall be worked. One horse may show and receive 1 point.
 - c. Show management is encouraged to run any class that exhibitors have entered and wish to participate except as provided in section (d) below.
 - d. If a class can be combined i.e., an age division with less than 3 entries, those classes MUST be combined. Should an all-breed class have less than 3 entries but combining affects the ability of exhibitor to show in as a second breed, the actual breed class must be run and not combined-if the exhibitor requests. (Note: all classes shall follow the points table and rule).
 - e. Classes that can be combined/split are those defined by exhibitor age division, equine breed class and JR/SR horse.
 - f. If classes are so large as to cause a safety issue, then the classes may be divided by age division, breed or run-in lots as show management and the steward determine.
11. When classes are divided by age and/or sex of rider, cross entry is prohibited. Exception: in the Driving Division, where it is permitted. Classes with less than 3 entries may run concurrently with a like class but will be scored separately, example: color horse and non-color horse.
 - a. Exhibitors in different age divisions may share an equine for Equitation classes ONLY, however, only one exhibitor/equine combination will be eligible to show in combined age division

- championship classes and pattern only classes.
 - b. When an equine is shared, EACH exhibitor must have their own exhibitor number.
 - c. Exhibitors may not share an equine in Pleasure classes that are divided by age division or in trail classes.
12. Special show awards: A show has the option of offering special (High Point) awards of its choice, providing the following requirements are met:
- a. The name of the award.
 - a. To whom it will be awarded.
 - b. What an exhibitor must do to be eligible.
 - c. *List of classes that will count for high points being offered.*
 - d. How points are awarded, including the value scale.
 - e. Any other rules or requirements that apply.
13. Shows may use a USE Show Steward if the USE Steward has attended a WSH Stewards Clinic within the last three (3) years.

Section 8. COMBINED BREED & OPEN SHOW

- 1. An Open Show and a Breed Show are separate and distinct events even though they are held at the same location and share a date or dates. Each show shall comply with the requirements of its governing body and be conducted in accordance to its own rules.

RULE 4 – PRIZE LIST

Section 1. PRELIMINARY PRIZE LIST

1. Each B-System Show Management is required to submit a complete preliminary prize list, in duplicate, to the Horse Show Division for correction and approval. The following must be included: all officials, approvals, general rules of the show, entry blanks, and schedule of classes by sessions. Failure to comply results in a \$50.00 fine **plus \$5.00 per day until the prize list is received.**
2. Including class specifications is optional if they appear in the WSH Rule book. Complete class descriptions and details for conducting and judging some Breed classes don't appear in WSH rule book, but only in material issued by the Breed Association. Specifications for such classes must be included in B-System prize lists.
3. ***All horse shows offering WSH B System approval on their classes must submit a preliminary prize list to the HS Director. This includes Shows with USE as primary approval. The deadline for submitting the preliminary prize list is sixty (60) days prior to the show date. Failure to meet the deadline will result in an initial \$50.00 fine plus \$5.00 per day until the prize list is received.***
4. The Horse Show Division will respond within fifteen (15) days with "Comments on Prize List". The final prize list may then be printed.
5. Class specifications, if used, must conform to WSH specifications. Those which do not conform will not count for WSH points and must be labeled "No WSH points".
6. A concession stand is not required, however please note if one will be offered.
7. TBA classes are not permitted.
8. Shows may hold only one year-end class and one championship class for each end of the year award, exception, if a year-end award class is combined English/Western, then one class English and one class Western may be split and held one time each. When split a championship class can be offered for each. Hunter over Fences is exempt.

Section 2. PRINTED PRIZE LIST

1. Immediately after printing the Prize List, one (1) copy must be mailed to the Horse Show Director and one (1) copy must be mailed to the Licensed Officials Chairperson no later than two (2) weeks prior to the show. Failure to comply will result in ***an initial \$50.00 fine plus \$5.00 per day until the prize list is received.*** Show Management must also send copies to Judges, the Steward or Technical Delegate, and any other show officials such as announcer, ringmaster, etc.

Section 3. PRIZE LIST INFORMATION

1. Must include the following:
 - a. Name of show.
 - b. Date(s) of show.
 - c. Location of show.
 - d. Sponsors, if different from the name of the show.
 - e. Name of Manager or Chairperson.
 - f. Name, address, and telephone number of Secretary.
 - g. Any other pertinent data desired, such as names of show committee members and additional officials.
 - h. Name and address (city/state) of approved Judges.
 - i. Name and address (city/state) of approved Stewards or Technical Delegate.
 - j. This statement: “Recognized by Washington State Horsemen, A- or B-System” (whichever is applicable.) Also list if show is a USE Regular or Local Member show, and rating for each Division and Section, and/or any other approvals if applicable).
 - k. Statement as to entry fees.
 - l. Statement concerning post entries.
 - m. Statement as to prizes offered in each class.
 - n. Time schedule of any pre-judging or elimination. It is a horse show tradition to include in the prize list and program, classes by sessions, giving the starting time of each session. A minimum of six (6) High Score Award classes per 24-hour period is required. Show Management is encouraged to give consideration to scheduling classes for the convenience of exhibitors and still give consideration to spectators.
 - o. Horse Show Entry Forms must provide a space for the exhibitors to place his/her permanent show number.
 - p. High Point Show Awards and points system used to calculate the high points and list of classes that will count for high points being offered.
 - q. When shows issue exhibitor numbers to exhibitors who do not have WSH permanent numbers, numbers issued must be below 500 so they don't conflict with Permanent Numbers.
 - r. ***Including class specifications in the prize list for all classes offered at a “B” system show is required.***
 - s. ***NRHA Reining and AQHA Ranch Riding standardized pattern numbers shall be printed in the prize list.***

Section 4. CHANGES IN PRIZE LIST

1. If the prize list must be changed (classes added or deleted), after it has been distributed to potential exhibitors, the following procedure must be followed:
 - a. Notify the Horse Show Director prior to ten (10) days before the show.
 - b. If errors are discovered up to ten (10) days prior to the closing of entries, notify potential exhibitors in writing (e-mail is acceptable).

- c. If classes are added or deleted, notify only affected exhibitors ten (10) days prior to the competition, thereafter these classes cannot be changed.

Section 5. FINES

- 1. Fines for the following are:
 - a. Failure to submit a Preliminary Prize List \$50.00 *plus \$5.00 per day until the prize list is received.*
 - b. Failure to send a Printed Prize List \$50.00
 - c. *Failure to send results in proper format \$100.00 fine plus an additional \$5.00 per day until the show results are received.*
- 2. All fines must be paid prior to Show approval for next year.

Section 6. CLASS SPECIFICATIONS

- 1. All classes offered at recognized competitions for which specifications appear in the WSH Rule book must be governed by those current specifications, to the end that uniformity will prevail in the competition and in the adjudication. To cover any omission, it is required that the prize list contain the following statement in a prominent position:

EVERY CLASS OFFERED HEREIN WHICH IS COVERED BY THE
 RULES AND SPECIFICATIONS OF THE CURRENT WSH RULE BOOK
 WILL BE CONDUCTED AND JUDGED IN ACCORDANCE
 THEREWITH.

- 2. The prize list must furnish detailed specifications for any class whose specifications do not appear in current WSH Rule book. These include classes detailed only in Breed Association rules, classes that are Zone-approved only, and other “special” unapproved classes. Local, non-WSH classes must indicate “NO WSH POINTS”.
- 3. Entry Blank must contain in both prize lists and programs the following two pages, which must occupy a conspicuous place in the prize list of each WSH approved show.

**FAILURE TO SIGN THIS ENTRY WILL CONSTITUTE A FINE OF
\$50.00.**

**RELEASE, WAIVER, HOLD HARMLESS, DEFEND AND
INDEMNIFICATION AGREEMENT
THIS DOCUMENT AFFECTS YOUR LEGAL RIGHTS – PLEASE
READ CAREFULLY BEFORE SIGNING**

The undersigned, as a Participant/Spectator/Visitor/Horse Owner/Contractor/Volunteer (collectively “**Participant**”), on his/her own behalf and, if applicable, as the Parent/Legal Guardian of a minor Participant, for good and valuable consideration, agrees to the terms and conditions of this Release, Waiver, Hold Harmless, Defend, and Indemnification Agreement (“**Release**”).

- 1. Assumption of Risk and Waiver:** Participant understands and accepts the risks of engaging in Equine Activities, while mounted or unmounted, as well as merely being near a horse, pony, mule, donkey, or hinny (collectively “**equine**”), include, but are in no way limited to, faulty equipment or tack that cause injury or death, Released Parties’ failure to make a reasonable effort to determine the ability of Participant to engage safely in an equine activity or to safely manage the particular equine provided based on Participant’s representations of his or her ability, Released Parties’ failure to conspicuously post warning signs of a dangerous inconspicuous condition on the real property, as well as: (1) the propensity of an equine to behave in a way that may result in injury or death to a person on or near it (ex.: jump, run, kick, buck, bolt, spin, rear up, strike, bite, stumble, fall, etc.); (2) the unpredictability of an equine’s reaction to a sound (ex.: doors opening and closing, snow and ice falling, rain, wind, thunder, voices, music, guns, planes, cars, trucks, etc.), movement, or unfamiliar object (ex.: machinery, equipment, obstacles, buggies, carts, barrels, ground poles, cones, flowers, flags, golf carts, mini-bikes, whips, bats, construction material, etc.), person or animal (ex.: leashed or unleashed dogs, ducks, wildlife, equines, etc.); (3) a collision with an object or another animal (ex.: mounted equine, loose equine, etc.); (4) the potential for a person participating in an equine activity to act in a negligent manner, to fail to control the equine or to not act within his or her ability; and (5) natural hazards, including surface and subsurface conditions (ex.: ground holes, uneven terrain, slippery or deep footing, etc.). Participant agrees that engaging in Equine Activities under this Release includes, but is in no way limited to, those defined in the Washington Equine Activity Liability Statute, WA ST 4.24.530 *et seq.*, as well as riding another’s equine, petting, guiding, leading, mounting, feeding, watching, and otherwise interacting with or merely being in the vicinity of equines (collectively “**Equine Activities**”). Participant understands the injuries, death, loss, and damage that may result from the inherent risks of engaging in Equine Activities or just being near equines, that equines are powerful and have the potential to be dangerous, even without warning, and that the risks listed in this Release is just a sampling and Participant is not relying on Released Parties (defined below) to list all possible equine-related risks. Participant understands that Washington

State Horseman Horse Show Division (“**WSH HSD**”) requires the wearing of an ASTM/SEI-certified equestrian helmet (“**Helmet**”) consistent with the Washington State Horsemen rules. Participant understands and agrees that failing to wear a Helmet while engaged in Equine Activities increases the risk of serious injury and/or death, Participant is not relying on Released Parties to provide a Helmet, check a Helmet or its harness strap for proper fitting, or monitor the wearing of a Helmet at any time now or in the future. Participant understands and agrees that Participant has other riding associations and facilities to choose from, he/she has inspected the facility for the Equine Activities and is satisfied that all are reasonable and safe for Participant’s intended use, he/she is voluntarily engaging in Equine Activities, he/she is directly and intentionally engaging in and assuming the risks of Equine Activities, and he/she agrees to at all times to be responsible for his/her personal safety. Participant agrees to purchase and maintain his/her health and liability insurance, remain responsible for his/her medical expenses, and waives his/her right to any claims arising from his/her participation in or observation of any Equine Activities, being near equines, or merely being present on real property owned, leased, rented, borrowed, visited, or otherwise occupied or utilized by Released Parties. “Released Parties” herein includes the Washington State Horseman Horse Show Division, its members, officers, directors, employees, contractors, and their respective family members, heirs, agents, trustees, beneficiaries, employees, working students, volunteers, independent contractors, clinicians, guests, visitors, invitees, partners, members, managers, officers, directors, owners, lessors, lessees, licensors, licensees, and others acting on their behalf.

2. **Release, Hold Harmless, Defend, Indemnify:** Participant agrees to release, hold harmless, defend, and indemnify Released Parties for any illness, injury, death, damage, or other loss (collectively “**Loss**”) incurred by Participant or to Participant’s property and/or equine, even if such Loss is caused in whole or in part by negligence or other fault of Participant or Released Parties (except gross negligence, or reckless or willful and wanton conduct). This Release shall not expire and shall remain in full force and effect in perpetuity.
3. **Governing Law, Jurisdiction, Time/Liability Limitation, Attorneys’ Fees, Jury Waiver:** This Release shall be construed and enforced in accordance with the laws of the State of Washington. All disputes relating to the interpretation and enforcement of this Release shall be resolved by the state court in Pierce County, Washington. Participant agrees that any and all claims for Loss by Participant against Released Parties must be brought within one (1) year of the date accrued and any surviving claim for personal property Loss is limited to two hundred and fifty dollars (\$250). Participant agrees to reimburse Released Parties for any and all attorneys’ fees and costs incurred by Released Parties in enforcing the terms of this Release and/or in defending or prosecuting any claims or causes of action involving or relating to Participant. Participant agrees to waive trial by jury in any action with Released Parties.

4. Severability, Modification: If any provision of this Release is deemed invalid or unenforceable, the remaining provisions shall be valid and enforceable to the fullest extent of the law. The Release can only be modified if signed by Participant and WSH HSD Director.

5. Certification: Participant certifies he/she read this Release and understands that signing this Release is required for Participant to participate in Equine Activities with Released Parties, knows that he/she has other instructors, facilities and/or horses to choose from, and voluntarily intends on his/her own behalf, and on behalf of minor Participant, and Participant's spouse, parents, family members, heirs, agents, trustees, beneficiaries, representatives, successors, and assigns, to be bound by the terms and conditions contained herein.

Date: _____

Participant's Signature (on my own behalf and for minor):

Printed Name: Phone/E-Mail:

Address:

Emergency Contact Name and Phone:

Minor Participant's Name and Date of Birth:

(Name of Show)

is operated in accordance with the current rules of
WASHINGTON STATE HORSEMEN
Horse Show Division
Of which body it is a
__System Show

Every person who participates in the show is responsible for knowledge of and is subject to the Association Rules. Members receive a hard copy of *The Canter*, 3 times per year, and available on the website www.WashingtonStateHorsemen.org and are entitled to participate in the Annual High Score Award competition, if horse is recorded and participation fees are paid for the current year.

NO POINTS WILL BE COUNTED TOWARD THE ANNUAL HIGH SCORE AWARDS before membership dues are paid, horses have been recorded with WSH, and all fees paid. THE STEWARD OF THIS SHOW WILL HAVE FORMS FOR RECORDING AND PARTICIPATION.

WSH ANNUAL CONVENTION

Watch for more information regarding Convention on the Website
www.WashingtonStateHorsemen.org

To:
WASHINGTON STATE HORSEMEN
Horse Show Division
310 Rd 13 SW
Royal City, WA 99357
509-760-6462
wshsd@gmail.com

Please send me information on how I may participate in the Annual High Score Awards competition.

PLEASE PRINT

Name _____

Address _____

City _____ State _____ Zip _____

E-Mail _____

RULE 5 – HORSE SHOW RESULTS

Section 1. COMPLETE RESULTS

1. Official Class Sheet Results Forms or computer class sheets that include the following information must be furnished in a reasonable, workmanlike manner within ten (10) days. Failure to comply will result in a ***\$100.00 fine plus an additional \$5.00 per day until the show results are received.***
 - a. The names of all horses entered in each class.
 - b. The names of their owners, riders, drivers, and handlers.
 - c. The names of all Equitation riders in each class.
 - d. Post entries, scratches, and no shows in all classes.
 - e. Number of horses actually shown.
 - f. Placings from first (1st) through sixth (6th), plus a Reserve in all classes.
 - g. Each class must be listed on one separate sheet.
 - h. Each class sheet must contain placings from all Judges.
 - i. List breed in All Other Breeds & Championship classes.
 - j. Back/Exhibitor number of each entry.
2. A master list of exhibitors which:
 - a. Identifies each as a WSH Member by current membership number or a Non-Member paying the required fee.
 - b. Gives Amateur Certification Number per WSH Amateur Rule 3.
3. A finalized Premium List. Class names/numbers on class sheets must agree with class names/numbers in finalized Premium List.
4. All proper fees.

Section 2. SUBMITTING RESULTS

1. Results must be mailed to the Horse Show Division within ten (10) days of the closing date of the show, except those shows held after September 15th must submit within five (5) days of the closing date of the show, **ALONG WITH PROPER FEES.**
2. Results may be emailed or sent via regular mail.

Section 3. FAILURE TO COMPLY

1. ***Shows that fail to file complete results with all required information will be fined \$100.00 plus an additional \$5.00 per day until the results are received. Unpaid fines will be added to the show fee for the following year. Future show dates will not be granted until both penalties and show fees have been paid.***

RULE 6 – HIGH SCORE AWARDS RECORDING

Section 1. STATE HIGH SCORE AWARDS

1. The A-System counts points from USE Regular Member Shows and/or Breed Association recognized shows which may either be WSH-recognized or non-recognized. If not WSH recognized, shows must be held in Washington, Oregon or Idaho.
2. The B-System counts points from Local USE and/or other Breed Association recognized shows which have also been recognized by the WSH and shows recognized by WSH only.
3. To compete for High Score Awards in WSH, an exhibitor must fulfill the requirements and have all fees paid before the first show in which points will count.

Section 2. RECORDING PROCEDURE

1. *The exhibitor must be a current member of WSH either through a WSH club or directly to WSH as an individual or family membership.*
2. Each exhibitor (horse owner or equitation rider) must designate in advance the High Score Award for which he/she is competing and pay the appropriate annual award participation fee for each designated High Score Award for which he/she is competing. The fees and recording procedure will vary. Refer to the current Recording Form.
3. Exhibitors earn points in WSH recognized A- or B-System shows by recording and paying the fee for each High Score Award. Refer to current High Score sign up sheet for High Score sign up requirements.
4. Application for recording and participation fees may be accepted at a show by the show Steward prior to the first class in which the horse or rider is entered. The Steward will note the date and time received, sign and send the forms to the Horse Show Division with the Steward's Report.
5. Proof of registration shall be required in all Breed High Score Award classes. A copy of the registration papers must be filed with the Horse Show Division office. When recording horses with multiple registrations, it is necessary to list all the registration numbers.
6. Lease: An official lease of a horse shall be construed as bona fide ownership during the term of the lease, except in classes restricted to Amateur-Owners and AQHA Youth activities. To be official, a notarized copy of a lease must be filed with the Horse Show Division office. When the lease is on file, the horse is recorded with WSH under lessee's name, and it should be shown under that name. The name of the lessee, not the owner, should appear on show entry forms. To ensure accurate recording of points, the name used must be consistent.

7. Registered Stable or Farm Name: Entries may be made in the name of a stable or farm provided such stable or farm name is registered with the Horse Show Division. All applications for registration must be signed by the bona fide owner(s). The fee for each registration shall be \$10.00 unless the name has already been registered with USE, then there will be no fee, but the USE registration number, farm or stable name, and owner's name shall be submitted to the Horse Show Division. The use of a registered name by any person other than the registered owner is prohibited and constitutes a violation of the rules.
8. Horse's Name:
 - a. The name of the horse on show entry blanks must be consistent with the name under which the horse was recorded with the Horse Show Division. Registered names corresponding to registration numbers are required for Breed awards.
 - b. A horse must be entered in shows under the name of the owner or lessee of record, or the name of the registered farm or stable. When entered by an agent, the owner's or lessee's name must be given.

Section 3. REFUNDS & CREDITS

1. In the event a High Score Award does not qualify, upon written application by December 31 of the current year, a refund or credit towards the following year will be allowed. If a participant has received a Perpetual trophy and the points from that class have counted, there will be no refund.
2. A refund of 75% of the current year High Score Award class fees may be granted providing all the following conditions are met. The request for a refund must:
 - a. Be made in writing.
 - b. Be made prior to the horse being shown in a WSH show.
 - c. Be accompanied by a Veterinarian's Certificate specifying the nature of the disability.
 - d. Be filed with the Horse Show Division Director within thirty (30) days of the occurrence of the disability.
3. In the event an exhibitor becomes disabled, or other special circumstances occur, the Horse Show Division Finance Committee may approve a credit towards the following year's recording.

RULE 7 – HIGH SCORE AWARDS COMPETITION

Section 1. AWARDS QUALIFICATION

1. To qualify for High Score Awards:
 - a. A class must be offered at a minimum of three (3) shows.
 - b. A horse or equitation rider must show in a minimum of three (3) shows in a given class.
 - c. There must be a minimum of three (3) horses or riders recorded, paying participation fees, and competing during the current year. Exception: no minimum in the Dressage Division. It is the responsibility of participants in NON-WSH A-System shows to submit, to the Horse Show Division, documentation of participation within ten (10) days of that show. NOTE: if the exhibitor cannot get the signed documentation from the show secretary within 10 days, the exhibitor must notify the Points Keeper that they attended the _____ show on ____ dates. The Points Keeper will acknowledge this and the exhibitor will now have 30 days from the date of the show to submit the documentation in order for the points to count for WSH 'A System' YEA. There will be no additional reminder from the HSD Points Keeper. If the exhibitor fails to submit the documentation within the 30 days, the points for that show will not count toward their year end awards.
2. The Canter/WSH Website shall carry a listing of classes that have qualified.
3. If any age group Equitation or Pleasure class does not fill, it may be combined, for the current year only.
4. If a Breed class fails to qualify for High Score Awards, it will be transferred to the All-Other Breeds class.
5. If a show offers classes which are not split within the proper age group, points will count in the age group where riders are recorded.
6. If a class has not filled for ten (10) years, it will be dropped from the list of High Score Awards. If there is a demand for that class later, it can be added without any further costs.
7. To add a new class to the list of High Score Awards it must be sponsored with the sponsorship fee of \$40.00. This must be presented as a rule change that is mailed and received prior to August 10th with the class name and the specifications. If the class does not pass at convention, the fee will be refunded. The sponsorship shall be presented at the Horse Show Meeting at convention. If a new High Score Award is sponsored and approved but is not awarded within two (2) years of approval due to lack of sign ups or the class not being offered, the class will move to the 'inactive' list. A refund of the sponsorship will not be given. To add a Perpetual trophy for year-end awards, the sponsoring individual/club must submit a request before August 10th to the Horse

Show Director to have it approved at Convention. The Horse Show Division will not be responsible for awards approved and not provided.

Section 2. **POINTS**

1. High Score Awards are based on a minimum of three (3) shows, and a maximum of the eight (8) best shows.
2. Points are based on the number of entries shown and judged in each class according to the following table:

Number in Class	1	2	3	4-8	9-16	17-26	27 & Over
1st Place	1 pt	2 pts	3 pts	6 pts	7 pts	8 pts	9 pts
2nd Place		1pt	2 pts	5 pts	6 pts	7 pts	8 pts
3rd Place			1 pt	4 pts	5 pts	6 pts	7 pts
4th Place				3 pts	4 pts	5 pts	6 pts
5th Place				2 pts	3 pts	4 pts	5 pts
6th Place				1 pt	2 pts	3 pts	4 pts

All classes shall be calculated with the above point system. If three (3) horses are entered prior to a class entering the ring and only one (1) entry comes to the gate, the class will be worked. If two (2) horses are entered prior to a class entering the ring and only (1) entry comes to the gate the class shall be worked.

One horse may show and receive one point.

Show management is encouraged to run any class that exhibitors have entered and wish to participate.

If a class can be combined i.e. an age division with less than three (3) entries, those classes MUST be combined. Should an all-breed class have less than three (3) entries but combining affects the exhibitors' ability to show as a second breed, the actual breed class must be run and not combined, if the exhibitor requests.

(Note: all classes shall follow this points table and rule.)

All horse show classes must be placed 1st through 6th place and a Reserve. All ties must be broken.

Classes with less than 3 entries may run concurrently with a like class but will be scored **separately**, i.e., color horse and non-color horse.

3. Hunter and Jumper Division Champions receive eight (8) points, while Reserve Champions receive seven (7) points, providing the Judge is licensed in the Hunter Division.
4. Championships: *The championship class name must be the same as the qualifying class, i.e. 'Hunt Seat Equitation Championship', not 'English Equitation Championship'.* Points for all Championship classes will count based on number in class with two (2) extra points for

the Champion and one (1) point for the Reserve Champion.

EXCEPTION: if the class requires a first or second placing as the qualification for the Championship class, then only two (2) points will be given for the Champion and one (1) point for the Reserve Champion and no further placings will be awarded. When only one (1) exhibitor shows in a Championship class NO extra championship points will be awarded. (When Championship classes are offered at a show the qualifying class may only be made to one (1) End of the Year High Score Award class).

5. Limit classes are open to riders/horses who have not won six (6) first place ribbons (Walk Trot 10 & under classes do not count) at USE/Equine Canada/WSH Open or Breed in that particular performance division in which they are shown. Placings at 4-H, WAHSET and schooling shows do not affect status. In addition, placings in Green and Limit W/T or W/J do not affect the status for 3-gaited classes. Prior wins of horse with different rider are not a factor in *Limit* Rider classes. Horses/Riders are eligible for full show season with points applied to that specific class only.
6. No pleasure classes at a show may be combined that do not have the same class specifications. They may not be combined if the end result means more than one set of points toward an end of the year award would be the result.
7. Perpetual awards are based on total points earned throughout the year with the exceptions of green and limit classes.

Section 3. TABULATION OF POINTS

1. All scores are kept by the Horse Show Division and are based solely on the placings from recognized shows. The resulting tally shall determine final placings for High Score Awards.
2. The Horse Show Division will be responsible for accurately computing scores based on the information furnished to it by the proper authorities of each recognized show. It will not, however, be liable for errors resulting from the failure of any show to file properly marked Result Forms or computer printouts, or for omissions, incorrect placings, or other errors by show management in the marking thereof.
3. Auditing of Points: Exhibitors should submit their personal record of their own points for confirmation. The final date to confirm points is October 10, after which all points will remain as posted and no changes will be made. Each request for confirmation must be accompanied by a fee of \$10.00. All the books will be closed and removed from the system no later than three (3) weeks after Convention in order to set up the system for the next year.
4. EACH EXHIBITOR IS ENCOURAGED TO KEEP AN ACCOUNTING OF THEIR POINTS IF THEY WANT THEM

VERIFIED.

5. Some shows which use computers offer show results printouts, usually for a small fee. Exhibitors at these shows are encouraged to take advantage of this service, which will provide them with their placings as recorded by that show. Omissions or errors may then be corrected in a timely manner.

Section 4. TYPE OF AWARDS

1. Each first place winner receives an award.
2. Plaques may be replaced with an item of like value that would better represent & advertise WSH to the general public.
3. A-System ribbons are awarded to 8 places for Junior Exhibitor classes and to 5 places for all other awards. A- & B-Systems combined will be awarded to 8 placings.
4. B-System ribbons are awarded to 8 places for all awards.
5. All ties are placed and the following placing is not skipped.

RULE 8 – SPECIAL AWARDS

Section 1. PRESIDENT’S CUPS

1. There shall be seven President’s Cups:
 - a. High Score English Show Horse, A-System
 - b. High Score Western Show Horse, A-System
 - c. High Score English Show Horse, B-System
 - d. High Score Western Show Horse, B-System
 - e. High Point Driving Show H/P, A-System
 - f. High Point Driving Show H/P, B-System
 - i. Driving cups to include all Driving classes both Open and Breed classes.
 - g. Art Hannum Memorial President’s Cup (Plaque)
 - i. For the overall Junior Exhibitor Equitation rider. Open Equitation and all Breed Equitation classes to count. Sponsored by Joelle Dawson Barker.
2. To be eligible for A-System President’s Cups, a horse must:
 - a. Be registered for High Score Awards in A-System
3. To be eligible for B-System President’s Cups, a horse must:
 - a. Be registered for High Score Awards in the B-System,
 - b. Win first place in at least one High Score Award,
 - c. Show in at least 8 WSH B-System shows.
4. President’s Cup awards are based on total points from performance classes only. Showmanship and Equitation classes/points do not count except for the Art Hannum Memorial President’s Cup.

Section 2. A-SYSTEM

1. “A “SYSTEM (All Breeds except ‘Miniature Horse’) To count the top 8 scores, Youth and Amateur to be combined if less than 3 Year end award participants:
 - a. Halter- counting points from any Open Amateur /Non-Pro or Youth halter class
 - b. English Pleasure- to count points from any open English Class. Novice, Green and Walk/Trot not to count
 - c. Western Pleasure- to count points from any open Western Class. Novice, Green and Walk Trot not to count
 - d. Driving- to count all driving except Green and Novice
 - e. Western Amateur/Non-Pro-- to count points from any Am/ Non-Pro Western Class. Novice, Green and Walk Trot not to count
 - f. English Amateur/Non-Pro- to count points from any open Am/ Non- Pro English Class. Novice, Green and Walk Trot not to count.
 - g. Equitation Youth/ Amateur/Non-Pro- to count points from any Equitation, Showmanship or Horsemanship Class. Novice, Green and Walk Trot not to count.
 - h. English Youth- to count points from any Youth English Class. Novice, Green and Walk Trot not to count.

- i. Western Youth- to count points from any Youth Western Class. Novice, Green and Walk Trot not to count.
 - j. Working - Ranch Riding, Versatile Ranch Horse, Trail, Reining, Western Riding -Novice, Green and Walk/Trot not to count
2. The existing Individual Breed perpetual trophy awards will remain in place.
 3. There must be a minimum of three (3) horses or riders recorded and paying participation fees and two (2) competing during the current year in a category.

Section 3. B-SYSTEM

1. **TOP 3 ALL AROUND HIGH POINT SENIOR AWARD**
Total points for all classes. Top three recipients will receive awards with WSH Logo.
2. **TOP 3 ALL AROUND HIGH POINT JUNIOR AWARD**
Total points for all classes. Top three recipients will receive awards with WSH Logo.
3. **JUDGE'S CHOICE PERPETUAL AWARD**
To be chosen by the WSH Judges who have judged the horse at each show. The WSH Judges (who are judging at that show) will fill out a form attesting to which horse, in their opinion, they would nominate for the award. The horse does not have to be the horse receiving a high point, but their choice of an all-around horse, such as one they would like to see in their barn. This horse must be signed up for WSH Year End High Score awards. The HSD Point Keeper will create/forward a certificate to the owner/exhibitor each time a horse is selected by a WSH Judge.
4. **HSD SENIOR INSPIRATIONAL LU ANN LE MON PERPETUAL**
To be awarded to the Senior that has shown leadership, good sportsmanship, and all-around promotion of Washington State Horsemen during the show season. Must be a current member of WSH but does not have to be signed up for WSH Year End awards. Members are encouraged to submit recommendations to the Horse Show Director. LOC Sponsored.
5. **HSD JUNIOR INSPIRATIONAL (NOT A PERPETUAL)**
To be awarded to the Junior that has shown leadership, good sportsmanship, and all-around promotion of Washington State Horsemen during the show season. Must be a current member of WSH but does not have to be signed up for WSH Year End awards. Members are encouraged to submit recommendations to the Horse Show Director.
6. **HALL OF FAME HORSE PERPETUAL AWARD**
 - a. To be selected by the Horse Show Director and LOC Chairperson each year.

- a. The horse must be shown in the WSH B-System during their lifetime.
- b. The horse to be nominated by the owner/rider by sending a list of accomplishments and any other information that would be beneficial in declaring it as an addition to the Hall of Fame Horses.

7. HARLAN BLUMENTHAL INSPIRATIONAL AWARD

A special perpetual Trophy sponsored by the Licensed Officials Committee, will be presented to a Senior WSH Member who has gone out of his or her way to provide assistance or help to others and who through their personal endeavors has truly been an inspiration. The nominee should be one who has been involved in WSH horse show events.

The letter of nomination is to include the nominee's name, address, club if applicable and agency through which he or she pays their WSH dues. The letter will include the reasons for selection, necessary references for these reasons, and the signature of the nominating agency, i.e., family, club, zone, officer, etc.

8. RETIRING A PERMANENT NUMBER

When retiring a Permanent show number, the following requirements must be met:

- a. Member must have been a WSH member in good standing for no less than 5 consecutive years and held the same show number for this period. (Number may be held inactive even though the member may not currently be active in events by paying a \$5 fee each year to the HSD.)
- b. Member must submit a 500/or less word biography with pictures(s) explaining the reason this number should be considered for retirement. (Need not be their own number).
- c. Request must be accompanied by a \$25 check; (NO CASH OR MONEY ORDER).
- d. All requests shall be considered by a WSH HSD committee appointed by the WSH HSD Director.
- e. All decisions shall be final, and members requesting retirement of number shall be notified by the WSH HSD Director as to final decision of the committee by mail.
- f. Should the request be approved, the \$25 fee shall be retained to cover expenses. (Some form of permanent display shall be provided to recipient).
- g. Should the request be denied, the \$25 check shall be returned to the sender with brief reason for denial.
- h. A request for retirement may be based on outstanding effort and/or achievement.

Section 4. PERPETUAL AWARDS

1. If a person has won a trophy previously and the trophy is not returned to WSH in good condition at the end of the year before convention that person shall not be given another trophy to take home. The person

could be awarded trophies but would not be allowed to have them in their possession.

2. Refurbishment of existing perpetual trophies will be handled by the awards committee on a case-by-case basis.
3. Perpetual trophies will not be held outside of Washington State and must be in the possession of the Exhibitor who won the award (or immediate family if exhibitor is at college). With Awards Committee approval, WSH members in bordering states may possess Perpetual Trophies.
4. All perpetual trophies will be picked up and signed for by the person winning the trophy (or if a minor, their adult representative). Exhibitors must designate an authorized person to sign for their trophies if they are unable to attend convention.
5. If perpetual trophy must be shipped to return for next year's convention, the present holder must ship at their own expense and must insure the trophy(ies) for a minimum of \$150 each.
6. All perpetual trophies will be calculated with all classes counting; with the exceptions of green, limit and equitation (except when specified for a particular award.)

Section 5. MERIT PROGRAM

1. ROM's AVAILABLE

- a. Halter Horse Register of Merit
- b. English Performance Horse Register of Merit
- c. Western Performance Horse Register of Merit
- d. Pleasure Driving Horse Register of Merit
- e. Hunter & Jumper Register of Merit
- f. Junior Equitation Register of Merit
- g. Adult Amateur Equitation Register of Merit
- h. Trail (ridden and in hand) Register of Merit
- i. Dressage Register of Merit
- j. Superior Champion Halter Horse
- k. Superior Champion Performance Horse
- l. Superior Champion Equitation
- m. Jerry Prigge Superior Champion Driving Horse
- n. Superior Champion Trail (Ridden or In Hand)
- o. Superior Champion Dressage
- p. Supreme Advanced Equitation Rider
- q. Supreme Champion Show Horse
- r. Supreme Champion Halter Horse
- s. Supreme Champion Driving Horse
- t. Supreme Champion Trail Horse (Ridden or In Hand)
- u. Supreme Champion Dressage
- v. Ultra Supreme Horse

2. **GENERAL RULES**

To compete for and earn points toward any or all of these special awards, the following requirements must be met:

- a. The exhibitor (horse owner or equitation competitor) must be a current WSH member each year points are earned.
- b. To receive an award, all fees owing must be paid before awards will be presented.
- c. The horse must be currently recorded for WSH B-System Annual High Score Awards each year points are earned. Only points from classes for which the horse is recorded for Annual High Score Awards will count. Points from A-System shows do not count with the exception of Dressage. All points are awarded according to the B-System point table, based on the number of horses competing.
- d. An enrollment fee of \$20.00 at sign-up and \$20.00 each additional year must be paid prior to points being counted.
- e. There is no time limit for earning points. Consecutive years of competition are not required.
- f. Exhibitors must keep a personal record of their points and submit them periodically for verification. A current status of points for any award may be obtained from the Horse Show Division for \$20.00.
- g. Points for an award must be verified and completion of requirements confirmed by the exhibitor and the Horse Show Division prior to presentation. An additional fee of \$80.00 (add \$8 for XL) is required for Register of Merit awards, \$110.00 for Superior Champion Performance awards, \$110.00 for Superior Champion Halter Horse awards, and \$120.00 for Supreme Awards. The lead-time for belt buckles is ninety (90) days, while lead-time for all other awards is thirty (30) days. If ordered after October 5th, add \$25.
- h. All awards will be presented at the Annual WSH Awards Banquet.
- i. These competitions are open to horses, ponies, and mules. They may be of any height.
- j. A junior equitation competitor who becomes an Adult Amateur may carry junior points forward to the Adult Amateur award.
- k. A horse that is sold may carry points forward to the new owner providing the above requirements are met.
- l. To obtain the necessary sign up forms go to www.WashingtonStateHorsemen.org or contact Horse Show Director by email at wshhsd@gmail.com.
- m. Once award is completed, the bottom of sign-up sheet should be sent and it is the responsibility of the exhibitor to verify the spelling of horse's and their own name with the engraver.

3. **AWARDS**

- a. Halter Horse Register of Merit - Jacket or Blanket
- b. English Performance Horse Register of Merit - Jacket or Blanket
- c. Western Performance Horse Register of Merit - Jacket or Blanket
- d. Pleasure Driving Horse/Pony Register of Merit - Jacket or Blanket
- e. Hunter & Jumper Register of Merit - Jacket or Blanket
- f. Junior Equitation Register of Merit - Jacket or Blanket
- g. Adult Amateur Equitation Register of Merit - Jacket or Blanket

- h. Trail Register of Merit – Jacket or Blanket
- i. Dressage Register of Merit – Jacket or Blanket
- j. Superior Champion Halter Horse - Trophy Buckle
- k. Superior Champion Performance Horse - Trophy Buckle
- l. Superior Champion Equitation – Trophy Buckle
- m. Jerry Prigge Superior Driving Horse – Trophy Buckle
- n. Superior Champion Trail (Ridden or In Hand)-Trophy Buckle
- o. Superior Champion Dressage-Embroidered Cooler
- p. Supreme Advanced Equitation Rider – Trophy Buckle
- q. Supreme Champion Show Horse - Trophy Buckle
- r. Supreme Champion Halter Horse - Trophy Buckle
- s. Supreme Champion Driving Horse – Trophy Buckle
- t. Supreme Champion Trail Horse (Ridden or In Hand)-Trophy buckle
- u. Supreme Champion Dressage-Embroidered Cooler
- v. Ultra Supreme Horse Award - to be determined

4. HALTER HORSE REGISTER OF MERIT

1. Washington State Horsemen will award a Register of Merit for Halter Horses based on these requirements:
 - a. The owner must be a current WSH member. The horse must be recorded for Annual High Score Awards in the halter class from which points are to be counted.
 - b. A total of 175 points must be earned in Halter classes at WSH B-System shows. Points must be earned under a minimum of ten (10) different Judges.

5. ENGLISH PERFORMANCE HORSE REGISTER OF MERIT

1. Washington State Horsemen will award a Register of Merit for English Performance Horses based on these requirements:
 - a. The owner must be a current WSH member.
 - b. Points will be counted each year from each appropriate English High Score Award class for which the horse is currently recorded, including Breed classes, but excluding those in the Hunter/Jumper Division.
 - c. A total of 400 points must be earned in English classes at WSH B-System shows, at least ten (10) of which must be from English Championships. Points must be earned under a minimum of eight (8) different Judges.
 - d. Points are awarded to the horse and may carry forward to successive owners.
 - e. Exhibitors who desire to have points counted from classes where either English or Western are permitted (such as Jack Benny or Trail Horse) must advise WSH ROM Chairperson which discipline will be ridden for entire year.

6. WESTERN PERFORMANCE HORSE REGISTER OF MERIT

1. Washington State Horsemen will award a Register of Merit for Western Performance Horses based on these requirements:

- a. The owner must be a current WSH member. Points will be counted each year from each appropriate Western High Score Award class for which the horse is currently recorded, including Breed classes.
 - b. A total of 400 points must be earned in Western classes at WSH B-System shows, at least ten (10) of which must be from Western Championships. Points must be earned under a minimum of eight (8) different Judges.
 - c. Points are awarded to the horse and may carry forward to successive owners.
 - d. Exhibitors who desire to have points counted from classes where either English or Western are permitted (such as Jack Benny or Trail Horse) must advise WSH ROM Chairperson which discipline will be ridden for the entire year.
- 7. PLEASURE DRIVING HORSE/PONY REGISTER OF MERIT**
- 1. Washington State Horsemen will award a Register of Merit for Pleasure Driving Horses/ Ponies based on these requirements:
 - a. The owner must be a current WSH member. Points will be counted each year from each appropriate Driving High Score Award class for which the horse is currently recorded, including Breed classes.
 - b. A total of 150 points must be earned in Driving classes at WSH B-System shows, at least ten (10) of which must be from Driving Championships. Points must be earned under a minimum of five (5) different Judges.
 - c. Points are awarded to the horse and may carry forward to successive owners.
- 8. HUNTER & JUMPER REGISTER OF MERIT**
- 1. Washington State Horsemen will award a Register of Merit for Hunters & Jumpers based on these requirements:
 - a. The owner must be a current WSH member. Points will be counted each year from each appropriate High Score Award class in the Hunter & Jumper Division for which the horse is currently recorded.
 - b. A total of 50 points must be earned in Hunter and/or Jumper Division classes at WSH B-System shows, with a maximum of 25 points for flat classes.
 - c. Points are awarded to the horse and may carry forward to successive owners.
- 9. EQUITATION RIDER REGISTER OF MERIT JUNIOR & SENIOR AMATEUR**
- 1. Washington State Horsemen will award a Register of Merit for Equitation Riders based on these requirements:
 - a. The rider must be a current WSH member. Points will be counted each year from each appropriate Equitation, Horsemanship, and Showmanship High Score Award class for which the competitor is currently recorded, including medal classes.
 - b. A total of 400 points must be earned in Western classes at WSH B-System shows, at least twenty (20) of which must be from appropriate

Championships. Points must be earned under a minimum of eight (8) different Judges.

- c. Points are awarded to the person, who may earn points with multiple horses. The horse used is not required to be recorded for a performance or halter award.

10. TRAIL HORSE (RIDDEN OR IN HAND) REGISTER OF MERIT

1. Washington State Horsemen will award a Register of Merit for Trail Horse based on these requirements:
 - a. The owner must be a current WSH member. Points will be counted each year from each appropriate Trail Horse class for which the competitor is currently recorded.
 - b. A total of 100 points must be earned in Trail Horse classes at WSH B-System shows, at least ten (10) of which must be from Trail Horse Championships. Points must be earned under a minimum of five (5) different Judges.
 - c. Points are awarded to the horse and may carry forward to successive owners.

11. DRESSAGE REGISTER OF MERIT

1. Washington State Horsemen will award a Register of Merit for Dressage based on these requirements:
 - a. The rider must be a current WSH member. Points will be counted each year from appropriate Dressage competitions.
 - b. Intro Level, Training, First, Second, Third and Fourth Levels require a total of four different scores of 60% or higher per level from four (4) different judges at four (4) different WSH Approved B-System Dressage Shows.
 - c. Prix St. Georges, Intermediate 1, Intermediate 11, and Grand Prix require a total of four (4) different scores of 60% or higher per level from four (4) different judges at four (4) different WSH Approved B-System Dressage Shows.
 - d. Points are awarded to the horse, and may carry forward to successive owners.

12. SUPERIOR CHAMPION HALTER HORSE

1. Washington State Horsemen will confer a Superior Halter Horse Championship based on these requirements:
 - a. The owner must be a current WSH member. The horse must be recorded for Annual High Score Awards in the Halter class from which points are to be counted.
 - b. Points from Halter Register of Merit may be carried forward and applied toward this award, which will require enough additional points to attain a total of 350 Halter points from WSH B-System shows.

13. SUPERIOR CHAMPION PERFORMANCE HORSE

1. Washington State Horsemen will confer a Superior Performance Horse Championship based on these requirements:

- a. The owner must be a current WSH member. The horse must be recorded for Annual High Score Awards in classes from which points will be counted.
- b. Points earned from Register of Merit awards may be carried forward and applied toward this award, which will require enough additional points to attain a total of 600 points from recognized classes in WSH B-System shows.
- c. A minimum of 600 points must be from Breed or Open performance classes. Halter points are optional with the exhibitor, with a maximum of 100 allowed.
- d. Points must be earned in a minimum of five (5) different English classes and five (5) different Western classes, at a minimum of 15 shows, and under at least eight (8) different Judges.
- e. A minimum of 10 points must be from English performance Championships and a minimum of 10 points must be from Western performance Championships.
- f. Specialty Classes: A minimum of 25 points must be from at least two (2) different specialty classes, but there is no specified number of points required from the same specialty.
 - Dressage or Combined Training
 - Precision or Obstacle Driving
 - Trail Horse, English or Western
 - Advanced English or Advanced Western
 - Hunter over Fences or Jumper
 - Reining
 - Western Riding

14. SUPERIOR CHAMPION EQUITATION

1. Washington State Horsemen will confer a Superior Equitation Championship based on these requirements:
 - a. The owner must be a current WSH member. The rider must be recorded for Annual High Score Awards in equitation classes from which points are to be counted.
 - b. Points earned from Register of Merit awards may be carried forward and applied toward this award, which will require additional points to attain a total of 700 points from recognized classes in WSH-B System shows.

15. JERRY PRIGGE SUPERIOR DRIVING HORSE

1. Washington State Horsemen will confer a Superior Driving Horse based on these requirements:
 - a. The owner must be a current WSH Member. The horse must be recorded for Annual High Score Awards in classes from which points will be counted.
 - b. Points earned from Register of Merit awards may be carried forward and applied toward these awards, which will require enough additional points to attain a total of 350 points from recognized classes in WSH B-System shows.
 - c. A minimum of 300 points must be from Breed or Open Driving classes. Halter points are optional with the exhibitor, with a

maximum of 50 allowed.

- d. Points must be earned in a minimum of 3 different Driving classes, at a minimum of 15 shows, and under 8 different Judges.
- e. A minimum of 20 points must be from Driving Championships.
- f. Specialty Classes: A minimum of 25 points must be from at least 2 different specialty classes, but there is no specified number of points required from the same specialty.
 - Precision Driving
 - Obstacle Driving
 - Reinsmanship

16. SUPERIOR CHAMPION TRAIL HORSE (RIDDEN OR IN HAND)

1. Washington State Horsemen will confer a Superior Trail Horse Championship based on these requirements:
 - a. The owner must be a current WSH member. The horse must be recorded for Annual High Score Awards in the Trail class from which points are to be counted.
 - b. Points from Trail Register of Merit may be carried forward and applied toward this award, which will require enough additional points to attain a total of 350 Trail points from WSH B-System shows.

17. SUPERIOR CHAMPION DRESSAGE HORSE

1. Washington State Horsemen will confer a Superior Dressage Horse Championship based on these requirements:
 - a. The owner must be a current WSH member. Points will be counted each year from appropriate Dressage competitions. Points from Dressage ROM may be carried forward and applied to the Superior Award.
 - b. Training, First, Second, Third and Fourth Levels require a total of six (6) different scores of 60% or higher per level from six (6) different judges at six (6) different WSH Approved B-System Dressage Shows.
 - c. Prix St. Georges, Intermediate 1, Intermediate 11, and Grand Prix require a total of six (6) different scores of 60% or higher per level from six (6) different judges at six (6) different WSH Approved B-System Dressage Shows.
 - d. Points are awarded to the horse, and may carry forward to successive owners.

18. SUPREME ADVANCED EQUITATION RIDER

1. Washington State Horsemen will confer a Supreme Advanced Equitation Rider Championship based on these requirements:
 - a. The owner must be a current WSH member. The rider must be recorded for Annual High Score Awards in equitation classes from which points are to be counted.
2. Previous points earned from Register of Merit awards shall not roll forward and *be* applied toward this award. Advanced equitation shall be

considered the Western and English Equitation Pattern ONLY classes and Championship Showmanship. Requires a total of 700 equitation points in these classes in WSH B-system shows.

19. SUPREME CHAMPION SHOW HORSE

1. Washington State Horsemen will confer a Supreme Champion Show Horse based on these requirements:
 - a. The owner must be a current WSH member. The horse must be recorded for Annual High Score Awards in classes from which points will be counted.
 - b. Points earned from Merit or Superior awards may be carried forward and applied toward a Supreme award, which will require enough additional points to attain a total of 1650 points from recognized classes in WSH B-System shows.
 - c. A minimum of 1500 points must be from Breed or Open performance classes. Halter points are optional with the exhibitor, with a maximum of 150 allowed.
 - d. Points must be earned at a minimum of twenty-five (25) shows, and under at least fifteen (15) different Judges.
 - e. Required performance points are a minimum of 500 Western (including at least one specialty), and 500 English (including at least one specialty). The remaining 500 are optional with the exhibitor, from the below specialties.
 - Dressage or Combined Training
 - Precision or Obstacle Driving
 - Trail Horse, English or Western
 - Advanced English or Advanced Western
 - Hunter over Fences or Jumper
 - Reining, Western Riding

20. SUPREME CHAMPION HALTER HORSE

1. Washington State Horsemen will award a Supreme Champion Halter Horse Award based on the following requirements:
 - a. The owner must be a current WSH member. The horse must be recorded for Annual High Score Awards in the Halter class from which the points are to be counted.
 - b. A total of 650 points must be earned in Halter classes at WSH B-System shows.

21. SUPREME CHAMPION DRIVING HORSE

1. Washington State Horsemen will confer a Supreme Driving Horse Championship based on these requirements:
 - a. The owner must be a current WSH Member. The horse must be recorded for Annual High Score Awards in classes from which points will be counted.
 - b. Points earned from Register of Merit awards may be carried forward and applied toward this award, which will require enough additional points to attain a total of 675 points from recognized classes in WSH B-System shows.
 - c. A minimum of 675 points must be from Breed or Open Driving

classes. Halter points are optional with the exhibitor, with a maximum of 75 allowed. The minimum number of driving points added to the maximum number of halter points has to equal total points.

- d. Points must be earned in a minimum of three (3) different Driving classes, at a minimum of twenty-five (25) shows, and under ten (10) different Judges.
- e. A minimum of 50 points must be from Driving Championships.
- f. Specialty Classes: A minimum of 50 points must be from at least two different specialty classes, but there is no specified number of points required from the same specialty.

Precision Driving
Reinsmanship
Obstacle Driving

22. SUPREME CHAMPION TRAIL HORSE (RIDDEN OR IN HAND)

- 1. Washington State Horsemen will award a Supreme Champion Trail Horse Award based on the following requirements:
 - a. The owner must be a current WSH member. The horse must be recorded for Annual High Score Awards in the Trail class from which the points are to be counted.
 - b. Points from Trail ROM and Superior may be carried forward and applied for a total of 650 points must be earned in Trail classes at WSH B-System shows.

23. SUPREME CHAMPION DRESSAGE HORSE

- 1. Washington State Horsemen will confer a Superior Dressage Horse Championship based on these requirements:
 - a. The owner must be a current WSH member. Points will be counted each year from appropriate Dressage competitions. Points from Dressage ROM and Superior may be carried forward and applied to the Supreme Award.
 - b. Training, First, Second, Third and Fourth Levels require a total of eight different scores of 60% or higher per level from eight (8) different judges at eight (8) different WSH Approved B-System Dressage Shows.
 - c. Prix St. Georges, Intermediate 1, Intermediate 11, and Grand Prix require a total of eight (8) different scores of 60% or higher per level from eight (8) different judges at eight (8) different WSH Approved B-System Dressage Shows.
 - d. Points are awarded to the horse and may carry forward to successive owners.

24. ULTRA SUPREME CHAMPION HORSE

- 1. Must have completed all Supreme Champions: Supreme Show Horse, Supreme Halter Horse and Supreme Driving Horse.

RULE 9 – LICENSED OFFICIALS

Section 1. WASHINGTON STATE HORSEMEN LEARNER PROGRAM PROCEDURES FOR BECOMING A JUDGE OR STEWARD

*LOC Judges Chair: David Massengale / 509-480-7432 /
yehaadavid@yahoo.com*

*LOC Stewards Chair:
Dawn Spencer / 509-767-7247 / dawnspencer25@gmail.com
The licensed officials committee chair is responsible for steward supplies.*

Section 2. ILLNESS OF LICENSED OFFICIAL DURING SHOW

1. If a Licensed Official should become unable to officiate due to illness after the show has started, it will be the responsibility of the show management to make every effort to find an available official. If one is not available and it is a double-judged show, the management must refund a portion of the fee back to the exhibitors and only one set of points will be given. If management finds a replacement who is not a WSH Licensed Official, points will not count for that Official's placings.
2. If the sick official is the Steward, and a replacement Steward cannot be secured, a WSH Judge, (not already contracted to judge that show) can fill the Steward position for show. Show management should reach out to the LOC Chair for assistance, if necessary. If a WSH Steward or Judge cannot be arranged for, the Judges will continue without the steward and will make all decisions of the Steward. Passed by the WSH Board on January 7, 2023.

Section 3. INFORMATION AVAILABLE ON WEBSITE

1. Check out the WSH website (www.washingtonstatehorsemen.org) or contact the Licensed Officials Committee Chairperson for a complete listing of policies and procedures for Licensed Officials.

RULE 10 – GENERAL HORSE SHOW RULES

1. All equines are allowed in horse shows. All horse show rules applicable to horses also pertain to all equines (All horses, ponies, donkeys, mules and Hinny's) entered in same events.
2. Artificial tails: at B-System shows, artificial tails and extensions are allowed on horses/ponies in all classes, except where prohibited by Breed Division rules.
3. Definition of Horse: The term “horse” as used in these rules denotes either a horse or a pony. Height is stated in hands. A hand is four inches. Horses must be over 14.2 hands. Exceptions: Registered Arabians, Half- or Anglo-Arabians, Connemaras, Morgans, Paso Finos, and Welsh Cobs. Ponies are animals that do not exceed 14.2 hands.
4. Exhibitor’s numbers must be adequately attached on Exhibitor’s back or on each side of the saddle pad, with exception to any “in hand class” where the number can be pinned to the front of the exhibitor. **NUMBERS MUST BE VISIBLY NOTICEABLE FROM ACROSS THE ARENA.** Drivers may display their exhibitor number on the vehicle. **COMPETITORS WILL BE DISQUALIFIED IF THE CORRECT NUMBER IS NOT IN PLACE.**
5. **PERMANENT WSH NUMBERS:** A permanent number is issued to all exhibitors signed up in the High Score Awards Program and these numbers will be worn by the exhibitor at all WSH approved shows. The numbers will start with the sequence of 500 and above. A charge of \$5.00 per year (paid by April 1 of current year) to an exhibitor who wishes to keep their Permanent Number if not signed up for Year-End Awards. The number is considered inactive and will not be worn while in this status. If not paid the number may be used in the future by another exhibitor. If a permanent number has not been renewed for three (3) years, the number will be reassigned to another exhibitor. When shows issue exhibitor numbers to exhibitors who do not have WSH permanent numbers, numbers issued must be below 500 so they don’t conflict with Permanent Numbers.
6. The in-gate may not be closed sooner than two (2) minutes after the last horse exits the ring from the previous class unless all entries for the next class are present. A gate hold of three (3) minutes can be requested if a horse or exhibitor is in two (2) consecutive/back-to-back classes with a different horse or exhibitor. The gate hold begins once the last horse from the first class clears the exit gate.
7. Jr. Exhibitors 16 years and older may show yearling and under stallions in open in-hand classes only at B-System shows.
8. Presentation of Awards
 - a. In classes where horses compete collectively, placings must be

- announced and awards presented before the class leaves the ring with the exception of halter horses.
- b. In classes where horses perform individually (i.e., Trail Horse or Reining), placings may be announced and awards presented at the conclusion of a series of similar classes, providing it is so stated in the prize list.
 - c. All placings shall be announced in numerical order, beginning with first place and ending with Reserve, and all placings will be announced even though fewer than six ribbons may be awarded.
9. Age of Exhibitor: For horse show purposes, the age of an exhibitor on Dec. 1 shall be maintained the entire year. Persons born on Dec. 1 assume the greater age on that date. A junior has not reached his/her 19th birthday on Dec. 1. A senior is 19 years or over on Dec. 1.
 10. For competition purposes, any horse is considered to be one year old on the first day of January following the actual date of foaling. A junior horse is one that is five years of age or younger, a senior horse is six years of age and over.
 11. Walk Trot 10 and Under Classes: A participant may not enter a class that allows cantering or loping. They may attempt a canter or lope class, but not at that show that they have participated in Walk Trot classes.
 12. Leadline class: A participant may not enter a class that allows walk, trot/jog or canter/lope. They may attempt a Walk Trot/Jog or Walk/Trot/Jog/Canter/Lope class, but not at the same show that they have participated in Leadline classes.
 13. Limit classes are open to riders/horses who have not won six (6) first place ribbons (Walk Trot 10 & under classes do not count) at USE/Equine Canada/WSH Open or Breed in that particular performance division in which they are shown. Placings at 4-H, WAHSET and schooling shows do not affect status. In addition, placings in Green and Limit W/T or W/J do not affect the status for 3-gaited classes. Prior wins of horse with different rider are not a factor in Limit Rider classes. Horses/Riders are eligible for full show season with points applied to that specific class only. At the end of the show year if an exhibitor or horse has not reached the maximum number of wins in a category they signed up for, they may sign up for the same category and compete in the following year.
 14. Green classes are open to those horses/riders in their first and second year of showing. Walk/Jog classes do not affect the exhibitor's green status in their 1st and 2nd year of showing Walk/Jog/Lope or Walk/Trot/Canter classes. **WALK/TROT 10 & UNDER CLASSES DO NOT AFFECT GREEN RIDER STATUS.**

15. For Halter Championship classes, it shall be at the discretion of the Judge to have the horses walk and jog again. When exhibitors are allowed to enter Championship classes regardless of prior placing the class shall be placed 1st to 6th with a reserve.
16. AGREEMENT: Every entry at a Recognized Competition constitutes an agreement that the person making it, be that owner, lessee, trainer, manager, agent, coach, driver, rider, or handler, and the horse are subject to the Bylaws and rules of WSH. Every exhibitor, rider, driver, handler, coach and trainer or his/her agent(s) must sign an entry blank. In the case of a rider, driver, or handler under the age of 18, his/her parent or guardian, or if not available, the trainer, must sign an entry blank on the minor's behalf. If any of the above persons fails to do so, his/her first entrance into the warm up arena as an exhibitor, rider, driver, or handler shall be construed as his/her acceptance of the rules of the competition involved and of WSH and shall ipso facto render him/her subject to said rules. Upon the failure of an owner, trainer, rider, driver, handler, coach, or agent(s) parent or guardian or trainer of a minor rider, driver, or handler to sign an entry blank as required, and upon confirmation of any such violations(s) by the Steward or Secretary of the competition, such person(s) shall be subject to a fine of \$50.00, imposed for such violation.
17. The use of bags, clickers, plastic, rattles or other noise makers are prohibited on the show grounds at B-System show.
18. Horses shall not be shown or warmed up in the schooling area in chains, rollers or any other item around the ankle or on the legs other than protective equipment, i.e., bell boots, polo wraps, bandages.
19. Tailers are not permitted.
20. In all classes shown, all horses must perform all required gaits both ways of the ring as asked by the judge. There shall be NO backing and horses are to remain in forward motion unless otherwise asked by the judge. All exhibitors and horses MUST remain in the ring until excused by the judge. No schooling allowed in the show ring. Judges have the right to excuse any exhibitor not abiding.
21. ***It is compulsory for all Jr exhibitors 18 and under riding in Hunter attire; Leadline Equitation, Riders 6 & Under (any seat); Walk/Whoa 8 and Under (any seat); and Walk Trot 10 and Under (any seat) at Washington State Horsemen competitions when mounted anywhere on the competition grounds, to wear properly fastened protective headgear which meets or exceeds ASTM/SEI standards.*** It is mandatory for anyone of any age to wear properly fastened protective headgear which meets or exceeds ASTM/SEI standards any time jumping on competition grounds. **NOTE:** No rider of any age will be penalized for wearing protective headgear in Western or Saddle Seat

classes.

22. For combined A & B WSH Year End Awards, only ONE (1) set of points per judge will be considered regardless of number of points per judge allowed by A show rules.
23. The Fall of Horse and/or Rider will be a Disqualification in all Classes.
24. Cross entry clarification:
 - a. Riders in Walk/Trot or Walk/Jog 10 & Under classes MAY NOT cross enter to 3-gaited classes at the same show. They MAY ride in other 2-gaited classes, i.e., Green W/T or W//J or Limit W/T/or W/J classes. IF cross entries occur, the (three) 3 gaited class points shall be disqualified.
 - b. The same/horse rider combination in English Pleasure, Amateur, W/T (Rule 18, Class #14), Western Pleasure, Amateur W/J (Rule 30, Part A Class #2) , Trail Horse English/Western, Amateur W/T (Rule 30, Part B, Class #9) AND/OR English Pleasure, Open, W/T (Rule 18, Part A, Class #18), Western Pleasure, Open Walk/Jog (Rule 30, Class #9), Trail Horse, English/Western, Open, W/T (Rule 30, Part B, Class #10), Ranch Rail, Open JR/SR Ex. W/J (Rule 30, Part D, Class # 13), Ranch Horse Trail Open, W/J (Rule 30, Part D, Class # 16) MAY NOT cross enter to 3-gaited classes at the same show. They MAY ride in other 2-gaited classes, i.e., Green W/T/J or Limit W/T/J if qualified. If cross entries occur, the Walk/Trot points shall be disqualified.
 - c. Riders in Green or Limit Walk/Trot or Walk/Jog classes MAY cross enter to 3-gaited classes in the same show as long as they are NOT also riding in 10 & Under or W/T or W/J SR AM or Open 2 gaited classes.

RULE 11-ALL OTHER BREEDS

Section 1. SHOW RULES

1. Open to registered and unregistered equine. An unregistered horse has no papers or may not also show as “unregistered” for any other breed. Example: A registered Half-Arabian cannot be entered in an All-Other Breeds class as an unregistered Half-Saddlebred or unregistered Pinto. Horses of multiple breeds require multiple registrations to show in more than one class.
2. Halter, English, and Western points count toward Breed Division Halter, English, and Western awards when the following conditions are met:
 - a. A horse registered in a Breed for which no Halter, English, or Western class is offered in that show may earn points toward its Breed award from placings in the All-Other Breeds class.
 - b. A horse entered in a regular Breed class at a show that offers an All-Other Breeds Halter, English, or Western class may be transferred to the All-Other Breeds class at the owner’s option only if the regular breed class does not fill sufficiently to have points counted.
 - c. A horse with multiple registrations entered in a regularly scheduled breed class may enter All-Other Breeds class for points for a different breed that is not offered. Example: A show offers halter for Paints, Quarter Horses and Other Breeds, but none for Buckskins or Pintos. A Paint-Pinto and Buckskin -Quarter Horse may enter All Other Breeds for points toward their Pinto and Buckskin Halter awards.
 - d. In any case, the exhibitor must specify to what breed award the points from the All-Other Breeds Class are to be applied, and the Show Secretary must include this information with the show results. It must be included on the entry blank.
 - e. No horse may enter the All-Other Breed class if the Breed class for which they were eligible has filled and been judged.
 - f. Classes may be divided by type, with wording optional by show committee. Suggested divided classes – Stock Type and Non-Stock Type. No cross entry at the same show.

Section 2. SPECIAL AWARDS

1. **ALL OTHER BREED HP PERPETUAL TROPHY**
 - a. Awarded to the High Point All Other Breed horse/pony.
2. **HP PALOMINO HORSE PERPETUAL TROPHY**
 - a. Awarded to the High Point Palomino-see Rule 25.
3. **HP SADDLEBRED PERPETUAL TROPHIES**
4. **HP WALKING HORSE PERPETUAL TROPHIES**

PERPETUAL TROPHIES FOR PALOMINO, SADDLEBRED AND WALKING HORSE NOT ELIGIBLE FOR AOB PERPETUAL

Section 3. CLASS SPECIFICATIONS

1. **ALL OTHER BREEDS HALTER, ANY AGE/ANY SEX**
 - a. Shown to Breed type. Class routine to be at the discretion of the Judge.
2. **ALL OTHER BREEDS ENGLISH PLEASURE**
 - a. Tack and attire shall be suitable to horse's type; martingale prohibited. To be shown both ways of the ring at a walk, trot/intermediate gait, and canter. Judged on manners and performance 60%; quality and conformation 30%; suitability of horse to rider 10%.
3. **ALL OTHER BREEDS WESTERN PLEASURE**
 - a. Horses are to be shown at a flat footed four-beat walk; free moving easy riding two-beat jog, and three-beat lope both ways of the ring on a reasonably loose rein without undue restraint. Extended gaits may be called for by the Judge. Entries shall be penalized for being on the wrong lead. Special emphasis shall be placed on the walk. Horses may be asked to back at Judge's discretion. All horses chosen for a workout must be worked both ways of the ring at any gait requested by the Judge. To be judged on performance 60%; conformation 30%; and appointments 10%.

RULE 12 – APPALOOSA HORSE DIVISION

Section 1. SHOW RULES

1. Only one Appaloosa Breed show may be recognized in the state (within 150 air mile radius) on any one date unless the shows are held simultaneously on the same grounds.
2. Appaloosa Breed shows must be A-System recognized, and the Judge(s) must be approved and listed by ApHC.
3. All “A” system classes must be judged under ApHC rules. To follow ApHC manual.
4. At USE and WSH B-System shows, leased horses are ineligible for amateur/owner and combined ownership is not permitted unless all owners are members of the same family. ApHC rules apply at ApHC recognized shows.
5. Chaps are not required in B-System shows in Appaloosa Western Pleasure Horse classes.

Section 2. HIGH SCORE AWARD RULES

1. All-Around Youth Awards are based on one horse/rider combination. The horse must be family owned. Leased horses are eligible if a copy of the lease is filed with WSH at the time of recording.

Section 3. SPECIAL AWARDS

1. **HIGH POINT APPALOOSA VERSATILE HORSE – PERPETUAL**

To be awarded to the Appaloosa Versatile Horse that accumulates the most points from Appaloosa Breed classes at A- or B-System shows. Points from Halter, Performance, and Games to count.

2. **THE FRED C. CLARK MEMORIAL PERPETUAL TROPHIES**
Awarded to the Appaloosa Horse that accumulates the most points in open performance competition in A- and B-System shows. Horses must be signed up for WSH High Score Awards.
 - a. **HIGH POINT APPALOOSA ENGLISH PERFORMANCE HORSE**
 - b. **HIGH POINT APPALOOSA WESTERN PERFORMANCE HORSE**
3. **HIGH POINT APPALOOSA ENGLISH PERFORMANCE HORSE, B-SYSTEM**
A perpetual trophy donated by Palouse Empire Appaloosa Club. Awarded to the registered Appaloosa Horse that accumulates the highest point total from English performance classes in B-System Open shows. Horses must compete at a minimum of six (6) shows. Halter, Equitation, Western, Driving, and Breed Performance classes are not to count.

4. **HIGH POINT APPALOOSA WESTERN PERFORMANCE HORSE, B-SYSTEM**
A perpetual trophy donated by Inland Empire Appaloosa Club. Awarded to the registered Appaloosa Horse that accumulates the highest point total from Western performance classes in B-System Open Shows. Horses must compete in a minimum of six (6) shows. Halter, Equitation, English, Driving, and Breed Performance classes do not count.

5. **CHINOOKUM BARS MEMORIAL, HIGH POINT APPALOOSA & YOUTH**
Perpetual trophy donated by Margaret and Gary Smallwood. Awarded to the registered Appaloosa Horse and Youth 18 years and under earning the highest point total from B-System Appaloosa and Open performance classes. Points are based on one horse and rider combination.

Section 4. B-SYSTEM AWARDS

1. **APPALOOSA HALTER HORSE, OPEN**
Horses shall enter the ring and be lined up at the direction of the Judge. Entries shall be judged individually standing, and also at a walk and trot on the line. Horses shall be led directly to and away from the judge. Additionally, the judge shall inspect the trot from a direct side angle. Horses shall be lined up head to tail for individual inspections by the judge. In all halter classes the judge shall inspect each horse from the front, rear and both sides. Horses should stand squarely and naturally and are not to be stretched. Emphasis shall be placed on type, conformation, action, substance, quality, and manners.

2. **APPALOOSA ENGLISH PLEASURE HORSE**
Open to horses registered with the ApHC. Tack and attire suitable to horse's type; martingale prohibited. To be shown at a walk, trot, and canter both ways of the ring. To stand quietly and back readily. It is the Judge's option to extend any gait. Judged 60% on performance and manners; 30% on type, conformation, quality, and substance; and 10% on appointments.

3. **APPALOOSA WESTERN PLEASURE HORSE**
Horses to be shown at a walk, jog, and lope both ways of the ring on a reasonably loose rein, without undue restraint. Exhibitors shall be asked to extend the jog in at least one direction. Horses are required to back easily and stand quietly. To be judged on performance, manners, conformation, quality, and substance.

RULE 13 – ARABIAN/HALF ARABIAN HORSE DIVISION

Section 1. SHOW RULES

1. All classes must be conducted under –AHA Breed Rules, EXCEPT:
 - a. B-System shows may offer combined Arabian/Half-Arabian classes.
 - b. When a B-System show offers separate classes for Arabians and Half-Arabians, and either/both have fewer than three (3) entries, the classes may be then combined for points to count.
2. Chaps are not required in B-System shows in Arabian Western Pleasure classes.
3. In Hunter attire, coats must be darker than the breeches or jodhpurs. Ornamentation other than a stock or lapel pin, tie, clip or tack, or monogram is not allowed on any item of attire.
4. Must remain mounted until clearing the arena.
5. In Halter and In Hand classes, the following will be cause for elimination:
 - a. Applying a product to a horse's hoof to hide or conceal a conformation defect. Only clear or transparent products may be used on the hooves. Hoof black/brown is not allowed.
 - b. Removal of eyelashes.
 - c. Changing the natural color of the mane and/or tail.
6. In Halter and In Hand classes, the entry must be penalized for:
 - a. Balding the area around the eyes, proximal to the muzzle and nostrils.
 - b. Excessive amounts of oil, grease or other substances so as to cause an unnatural appearance.
 - c. Excessive use of the whip or actions that may disturb other entries.
7. In Halter and In Hand classes, a suitable head stall (with or without a bit) equipped with a throatlatch OR a leather stable halter is mandatory.

Section 2. HIGH SCORE AWARD RULES

B-System High Score Awards shall be awarded separately for Arabians and Half-Arabians. A combined award will be given if either fails to qualify.

Section 3. SPECIAL AWARDS

1. **THE HOMER B. SPLAWN PERPETUAL TROPHY- HIGH POINT ARABIAN GELDING**

To be awarded to the purebred Arabian gelding accumulating the highest number of points in the WSH High Score Awards in the Arabian Performance Division, including both A-and B-Systems. There is one award.

2. **THE GEORGE MCDONALD PERPETUAL TROPHY – HIGH POINT ARABIAN PERFORMANCE HORSE, A-SYSTEM**
A perpetual trophy presented to the purebred Arabian Horse accumulating the highest number of total points in Arabian performance classes at USE Recognized A-System shows.
3. **THE LOMBARDI PERPETUAL TROPHY – HIGH POINT ARABIAN PERFORMANCE HORSE, B-SYSTEM**
A perpetual trophy presented to the purebred Arabian Horse accumulating the highest number of total points in Arabian performance classes at WSH Recognized B-System shows.
4. **THE FRED HAYDEN MEMORIAL TROPHIES**
To be awarded to the high point performance mare or gelding in each system. WSH approved performance classes to count.
 - a. **HIGH POINT HALF-ARABIAN, A-SYSTEM**
 - b. **HIGH POINT HALF-ARABIAN, B-SYSTEM**
5. **REGION V HIGH POINT AWARDS**
To be awarded to the high point performance in Open “B” System shows. Sponsored by Region V Arabian Club.
 - a. **HIGH POINT ARABIAN**
 - b. **HIGH POINT HALF ARABIAN**

Section 4. B-SYSTEM HIGH SCORE AWARDS

1. **ARABIAN HALTER HORSE, OPEN**
Horses shall enter the arena at a relaxed walk (four-beat, flat-footed walk) counterclockwise. Each horse shall clear the gate at a walk before striking the trot. Failure to clear the gate *at* a walk shall require horse to re-enter at a proper walk, and then strike a trot until reaching its designated position in line. Horses shall then walk counterclockwise or clockwise at the discretion of the Judge in a relaxed manner on a loose lead with the handler at the side of the horse, whips down. All horses to walk on the rail in each direction past each Judge. Horses shall then be presented to the Judge individually, standing correctly with weight on all four feet, in a quiet, deliberate manner. There shall be no contact of the whip to the horse. Any contact shall result in elimination. Judged on type, conformation, suitability as a breeding animal (except geldings), quality, movement, substance, manners, and presence.
2. **HALF-ARABIAN HALTER, OPEN**
Horses shall enter the arena at a relaxed walk (four-beat, flat-footed walk) counterclockwise. Each horse shall clear the gate at a walk before striking the trot. Failure to clear the gate at a walk shall require horse to re-enter at a proper walk, and then strike a trot until reaching its designated position in line. Horses shall then walk counterclockwise or clockwise at the discretion of the Judge in a relaxed manner on a loose lead with the handler at the side of the horse, whips down. All horses to walk on the rail in each direction

past each Judge. Horses shall then be presented to the Judge individually, standing correctly with weight on all four feet, in a quiet, deliberate manner. There shall be no contact of the whip to the horse. Any contact shall result in elimination. Judged on type, conformation, suitability as a breeding animal (except geldings), quality, movement, substance, manners, and presence.

3. **ARABIAN ENGLISH PLEASURE, OPEN**

To be shown at a walk, normal trot, strong trot, canter, and hand gallop. Judged on manners, performance, attitude, quality, and conformation.

4. **HALF-ARABIAN ENGLISH PLEASURE, MARES & GELDINGS**

To be shown at a walk, normal trot, strong trot, canter, and hand gallop. Judged on manners, performance, attitude, quality, and conformation.

5. **ARABIAN WESTERN PLEASURE, OPEN**

To be shown at a walk, jog, lope, and hand gallop. Extreme speed to be penalized. Judged on manners, performance, substance, quality, and conformation.

6. **HALF-ARABIAN WESTERN PLEASURE, MARES & GELDINGS**

To be shown at a walk, jog, lope, and hand gallop. Extreme speed to be penalized. Judged on manners, performance, substance, quality, and conformation.

RULE 14 – BUCKSKIN DIVISION

Section 1. SHOW RULES

1. To be approved and conducted under current IBHA or ABRA Rules.

Section 2. HIGH SCORE AWARD RULES

1. The A- and B-Systems are combined; one participation fee is required with the exception of Buckskin All-Around Youth ***18 & Under*** (A-System only).

Section 3. SPECIAL AWARDS

1. **THE ALL-AROUND BUCKSKIN HORSE PERPETUAL TROPHY** A perpetual trophy donated by The Puget Sound Buckskin Club. Awarded to the Buckskin Horse earning the highest points total from Open Western Pleasure, Buckskin Western Pleasure, Junior and Senior Horse Western Pleasure, Open English Pleasure, Buckskin English Pleasure, and Junior and Senior English Pleasure Horse.

Section 4. B-SYSTEM HIGH SCORE AWARDS

1. **BUCKSKIN HALTER HORSE, *OPEN***
The Judge must view the horse in a walk for at least four (4) strides from a profile position, and in a trot for at least four (4) strides from a profile position. Shows may combine halter classes.
2. **BUCKSKIN HUNTER UNDER SADDLE**
Open to Buckskins, Duns, and Grullas, registered with the IBHA or ABRA, 14.0 hands and over. To be shown at a walk, trot, and canter both ways of the ring. The Judge may, at his discretion, require only those horses considered for a placing to back. This class shall be judged on performance, condition, and conformation. Maximum credit shall be given to the flowing, balanced, willing horse.
3. **BUCKSKIN WESTERN PLEASURE HORSE, *OPEN***
Open to Buckskins, Duns, and Grullas, registered with the IBHA or ABRA, 14.0 hands and over. To be shown at a walk, jog, and lope both ways of the ring on a reasonably loose rein without undue restraint. Horses must work both ways of the ring at all three gaits to demonstrate their ability with different leads. Any of the gaits may be extended. The lope is described as slightly increasing forward motion. It is mandatory that the jog be extended in at least one direction. Horses cannot be asked to reverse at the lope. The Judge must ask that horses be backed, but may, at his discretion, require only the backing of the finalists in the class. To be judged on performance.

RULE 15 – DRESSAGE, WESTERN DRESSAGE & EVENTING DIVISION

ANYONE MOUNTED ON A HORSE AT ANY TIME ON THE COMPETITION GROUNDS INCLUDING NON-COMPETING RIDERS, AND THOSE COMPETING IN ALL CLASSES AND TESTS, INCLUDING PARA-EQUESTRIAN TESTS MUST WEAR PROTECTIVE HEADGEAR.

PART A – DRESSAGE

Section 1. LEVELS FOR BOTH A & B-SYSTEM AWARDS

1. Intro Level
2. Training Level
3. First Level
4. Second Level
5. Third Level
6. Fourth Level
7. PSG
8. Intermediate I
9. Intermediate II
10. Grand Prix
11. Musical Freestyle

PART B – WESTERN DRESSAGE-

Riders will be required to ride the *USDF (United States Dressage Federation)*/WDAA (Western Dressage Association of America) tests. WDAA rules, tests and guidelines are available at:

www.westerndressageassociation.org/western-dressage-rules-tests/

1. Intro Level
 - a. Test 1
 - b. Test 2
 - c. Test 3
 - d. Test 4
2. Basic Level
 - a. Test 1
 - b. Test 2
 - c. Test 3
 - d. Test 4
3. Level 1
 - a. Test 1
 - b. Test 2
 - c. Test 3
 - d. Test 4

4. Level 2
 - a. Test 1
 - b. Test 2
 - c. Test 3
 - d. Test 4

5. Level 3
 - a. Test 1
 - b. Test 2
 - c. Test 3
 - d. Test 4

6. Freestyle Basic Level
 - a. Freestyle Level 1
 - b. Freestyle Level 2
 - c. Freestyle Level 3

Section 2. QUALIFYING REQUIREMENTS

1. Each horse/rider must be a WSH member at the time scores are earned.
2. Each horse/rider must be registered with the Dressage Chairperson for High Score Awards for that Award year and appropriate fees paid.
3. Each horse/rider combination must compete at a minimum of three tests at a given level for all levels.
4. Scores must be from at least 2 different Judges.
5. Riders must submit a copy of their current Amateur card.
6. A copy of the horse's registration papers must be submitted for Breed awards.

Section 3. TABULATING YEAR END AWARDS

1. All scores are to be submitted rounded off to three decimal places. The average of the highest 3 scores will be used to tabulate awards for all levels.
2. Scores must be from at least 2 different Judges
3. Each horse rider combination must compete at a minimum of three tests at a given level for all levels.
4. A minimum score of 55% will be required to receive an award.
5. No minimum number of horses is required to compete for an award.
6. Year-end awards to be offered to 5 placings.
7. The show season runs from Oct 1 to Sept 30 of the following year.

Section 4. REPORTING SCORES

1. Riders are responsible for submitting scores to the Dressage Chairperson or Dressage Pointkeeper. A complete and legible copy of the front of the test shall be mailed prior to October 1st.
2. Show management must report scores from WSH approved shows within 10 days to the Dressage Chairperson.
3. Scores should be calculated and rounded off to the 3rd decimal place.
4. Test of Choice classes must stipulate which tests were ridden.

Section 5. SHOW REQUIREMENTS

1. A-System
 - a. WSH approval available for USE/USDF sanctioned shows.
 - b. WSH approved shows must submit results within 10 days.
 - c. USE/USDF shows are not required to be WSH approved for points to count. Riders must sign up with the Dressage Division and pay an additional \$3 fee.

No Technical Delegate may officiate at more than two (2) consecutive Dressage Competitions or Combined Training events run by the same governing body, including sponsoring organizations, Board of Directors or members of show management.
2. B-System
 - a. WSH only approved shows (non USE/USDF).
 - b. USE/USDF rules recommended.
 - c. Not required to have a Technical Delegate.
 - d. May use a USE/USDF "L" graduate Judge.
 - e. USE Judges may judge any level.
 - f. Results/fees must be submitted to Dressage Points Keeper within 10 days.
 - g. All competitions recognized only by WSH, MUST be judged by USE "r", "R", "I" Dressage Judges, or WSH "J" or "S" Dressage Judges. Exception: Graduates of USE/USDF Learner Judge program may be used.

Section 6. SHOW APPROVAL FEES

1. WSH member Organization \$20, 1st day; \$5 each additional day.
2. Non-member Organization \$25, 1st day; \$5 each additional day.
3. Dressage shows held in conjunction with an Event, \$5 for the additional day.

Section 7. DRESSAGE DIVISION SPECIAL AWARDS

1. **DRESSAGE PERPETUAL TROPHY, A-SYSTEM**

Awarded to the single highest % in USE/USDF/WSH shows. Can be earned at any level.
2. **ADULT AMATEUR DRESSAGE AWARDS, A-SYSTEM.**

Awarded to the amateur rider with the highest average percentage score at any level at USE/USDF/WSH shows. Qualifications/tabulating of awards same as for Dressage Year End awards. Must submit copy of Amateur card with registration.
3. **THE DRESSAGE PERPETUAL TROPHY, B-SYSTEM**

Awarded to the single highest % score at a WSH only approved show. Can be earned at any level.

4. **THE NONIE JONES MEMORIAL PERPETUAL DRESSAGE TROPHY**
A Perpetual Trophy provided by Nonie Jones' friends. To be awarded to the Morgan Horse which has the highest average score attained by accumulating:
 - a. Points from all classes at all levels in which horses compete.
 - b. Points from three (3) different Judges.
 - c. Points from top five (5) scores averaged to determine highest average score.

5. **ADULT AMATEUR DRESSAGE PERPETUAL AWARDS, B-SYSTEM**
Same as A-System except that scores count from WSH only approved shows. Qualifications/tabulating of awards same as for Dressage year end awards. Must submit copy of Amateur card with registration.
Perpetual Plaque donated by Mary Brady.

6. **JUNIOR/YOUNG RIDER DRESSAGE PERPETUAL AWARD**
B-System-same as Adult Amateur Awards. Perpetual Plaque donated by Mary Brady.

7. **PROFESSIONAL DRESSAGE PERPETUAL AWARDS**
Must be declared a professional on the division registration form, and as outlined by WSH. B-System-same as Adult Amateur Awards. Perpetual Plaque donated by Mary Brady.

8. **WESTERN DRESSAGE- ADULT AMATEUR DRESSAGE PERPETUAL AWARDS, B-SYSTEM**
Same as A-System except that scores count from WSH only approved shows. Qualifications/tabulating of awards same as for Dressage year end awards. Must submit copy of Amateur card with registration.

9. **WESTERN DRESSAGE JUNIOR/YOUNG RIDER DRESSAGE PERPETUAL AWARD**
B-System-same as Adult Amateur Awards. Perpetual Plaque donated by Mary Brady.

10. **WESTERN DRESSAGE PERPETUAL TROPHY, B-SYSTEM**
Awarded to the single highest % score at a WSH only approved show.
Can be earned at any level.

PART C – EVENTING

Section 1. EVENTING LEVELS

Awards to be offered to 5 placings at the following levels:

1. Beginning Novice
2. Novice
3. Training
4. Preliminary
5. Intermediate
6. Advanced

Section 2. QUALIFYING REQUIREMENTS FOR YEAR END AWARDS

1. Rider must be a WSH member at the time the scores are earned.
2. Horse/Rider must be registered with Eventing Chairperson.
3. Horse/Rider must compete at a minimum of 3 events or Horse Trials at a given level to qualify for an award.
4. Points are earned for B-System awards at WSH only approved events.
5. Points are earned for A-System awards at USE/USEA sanctioned events.

Section 3. TABULATING AWARDS

1. Horse/Rider to submit scores to the Eventing chairperson on the official report form available on the website, from the division chair, or from the event Secretary.
2. The average from the three lowest scores submitted will be used to tabulate the awards.
3. No minimum number of horses is required to compete for an award.

Section 4. REPORTING SCORES

1. Riders are responsible for submitting scores to the Eventing Chairperson on the official reporting form with appropriate signatures. Forms will be available on the web, from the Chairperson, or from the Event Secretary.
2. WSH only approved events are required to report scores within ten (10) days to the Division Chairperson.

Section 5. SHOW APPROVAL REQUIREMENTS

1. A-System
 - a. Available for USE/USEA sanctioned events.
2. B-System
 - a. WSH only approved events (non-USE/USEA events).
 - b. USE rules are recommended.
 - c. Events not required to have a Technical Delegate.
 - d. May use a USE/USDF "L" graduate Judge for Dressage.
 - e. Judges may judge at any level. Results and fees must be submitted to WSH within ten (10) days.

Section 6. EVENT APPROVAL FEES

1. WSH Member Organization \$20.00, 1st day; \$5.00 each additional day.
2. Non-member organization \$25.00, 1st day, \$5.00 each additional day.
3. Dressage Shows held in conjunction with a WSH approved event, pays \$5.00 for the additional day.

RULE 16 –DRILL DIVISION

Section 1. SHOW RULES

1. All Classes must be conducted under WLRCAs and PNWDTA rules.

Section 2. HIGH SCORE AWARD RULES

1. All Competitions in the Northwest are counted.
2. Highest score from Freestyle section or Team of 4.

Section 3. HIGH SCORE AWARDS

1. Senior
2. Ladies Only
3. Mixed
4. Team of 4
5. WAHSET

RULE 17 – DRIVING DIVISION, PLEASURE SECTION

Section 1. SHOW RULES

1. Classes are open to any suitable two- or four-wheeled vehicle (except racing sulkies), to singles, pairs, and multiples (tandems, unicorns, and four-in-hands), to horses or ponies, unless otherwise stated. Vehicle to have footrest, a minimum of 10 inches front to back, securely fastened. Any class offered in the High Score Awards may also be offered for Mules and Donkeys only, with the same specifications to apply. Stallions are permitted in all classes except any junior exhibitor class.
2. Dividing classes: In a standard size ring (100' X 200') classes with an entry of 12 or more at the beginning of the class must be divided. In smaller rings the maximum is 9, in larger rings the maximum is 15. Four to six from each section may return for final judging. When necessary to divide a class, the first division will be equitably by height of animals. When classes are divided by height, Miniature Horses will show in classes for which they qualify by height.
3. Harness: Recommend light harness (Kay collar or breast collar are required), color and type suitable to vehicle. Optional: type of bit (Snaffle, Liverpool, Buxton), blinkers or no blinkers, over or side-checks, or no checks, running martingale, and method of holding reins. Handholds, loop reins or buttons permitted. Thimbles are allowed. Quarter boots prohibited.
4. Appointments:
 - a. Driver shall be neatly attired (western attire acceptable). To include nice pants (slacks, trousers, jean, jodhpurs, etc.)
 - b. Skirt or Dress maybe worn, but no part of leg to be exposed above the mid-calf (leggings can be worn underneath) and/or to be appropriate for show ring. ***Dresses cannot be strapless.***
 - c. Long sleeve shirt & collar (band, standup, tuxedo, etc.) or Jacket/coat or Day coats are allowed. Not to show bare back or belly. Neckwear (tie, pin, necklace or decorated collar, etc.). Belt/Cummerbund is determined upon the outfit that is being worn.
 - d. ***A hat is optional. If headwear is worn it should be an appropriate driving cap, cowboy hat, derby, ladies dress hat, WSH strongly encourages all riders/drivers to wear protective helmets passing or surpassing current applicable ASTM-SEI standards and to be secured while in use.***
 - e. Proper safe foot wear and/or boots.
 - f. Gloves optional.
 - g. Optional: Apron, lap robes. Judges at their discretion may authorize adjustments to attire due to weather-related conditions.
 - h. Special exceptions to a-e because of religious reasons or handicap, this must be requested to show and steward, well prior to class.
 - i. Grooms, Headers or Passenger: It is preferred for grooms to wear, approximately knee length duster (lab coat) or traditional horse show attire (dress to compliment driver). No aprons, lap robes or

- whips. In case of an emergency safety concern, no conventional dress is necessary, but proper foot wear is asked for.
- j. An appropriate driving whip shall be carried, in hand, at all times while driving. The thong on the whip must be long enough to reach the shoulder of the farthest horse. A driver not in compliance with the above shall be severely penalized. A person who is unable to carry a whip may obtain special permission from the Steward to drive without one. Pleasure Driving Horse/Pony, Open entrants must be disqualified for deviation from listed appointments.
 - k. WSH strongly encourages all riders/drivers to wear protective headgear passing or surpassing current applicable ASTM (American Society for Testing and Materials) standards with harness secured while riding/driving anywhere on the competition grounds. It is the responsibility of the rider/driver or the parent or guardian or trainer of the junior exhibitor to see that the headgear worn complies with appropriate safety standards for protective headgear intended for equestrian use and is properly fitted and in good condition and the WSH, show committee, and Licensed Officials are not responsible for checking headgear worn for such compliance.
 - l. Tail extensions are allowed according to breed type.
 - m. An exhibitor is allowed one (1) time out only per class.
5. Headers are encouraged but optional, at the exhibitor's choice for a single animal, and may ride with the driver. Headers may not touch the animal or lines except in case of an emergency. Any driving entry consisting of more than one (1) animal (horse or pony) *should* carry a competent groom at all times. ***A header is required for multiple hitch entrants.***
 6. Shoeing: Animals must carry a pleasure foot in accordance with breed or apparent breed specifications.
 7. Gaits: Walk: flat-footed, brisk, and ground covering; Trot/Intermediate Gait and Trot On/ increased Intermediate Gait: faster, well balanced, with longer stride. Judge may call for a walk on a loose rein. Only the gaits listed in the specifications may be called for by the Judge. Collected and/or extended gaits may be called for in Championship classes. It is recommended that shows restrict all Driving classes to a walk and trot only. It is considered a major fault to canter.
 8. Reverse may be executed either on the rail or on the diagonal at the walk or trot at the discretion of the judge.
 9. All exhibitors are allowed one (1) time out/breakdown repair per class, not to exceed five (5) minutes.

Section 2. HIGH SCORE AWARD RULES

1. There must be two (2) entered and shown in a class for points to count.

Section 3. SPECIAL AWARDS

1. OVERALL HIGH POINT DRIVING HORSES

Perpetual trophy donated by the Puget Sound Driving Club. All driving classes to count.

2. OVERALL HIGH POINT DRIVING PONIES/MINIATURES

Perpetual trophy donated by the Puget Sound Driving Club. All driving classes to count.

Section 4. HIGH SCORE AWARDS

1. PLEASURE DRIVING, GREEN HORSE/PONY 1st/ 2nd YR

First or second year of showing in Driving Classes at USE/Equine Canada/WSH and/or Breed Approved Shows. No trot on/increased intermediate gait. To enter the ring in harness at a trot/intermediate gait. To be shown at a flat-footed walk, working trot/intermediate gait, both ways of the ring, with emphasis on the flat-footed walk. To stand quietly. May be asked to back. Judged 70% on manners, performance, condition, and style; 20% on fit, condition and appropriateness of harness and vehicle; and 10% on conformation.

Headers are encouraged.

2. OBSTACLE DRIVING

General Regulations and Requirements

- a. Equines are required to work over and through obstacles.
- b. The Show Committee and/or course designer must keep in mind that the course must accommodate suitable two or four-wheel vehicles. Equines in the obstacle driving class must not be asked to jump over any obstacles, but may be asked to drive over flat obstacles. Obstacles should simulate conditions normally encountered on a pleasant afternoon drive.
- c. This is not a timed event and the speed with which the course is completed should not be used in whole or in part to determine placing.
- d. Suggested obstacles unique to driving:
 - i. Positioning one wheel (rear wheel if four-wheel vehicle) within a 24" minimum circle, pivot the equine 360° in either direction, maintaining the position of the wheel within the circle.
 - ii. Back the equine until an obstacle is bumped. Dislodging a jump could be used to evidence sufficient backing.
 - iii. Drive in a straight line, keeping one wheel between a 12" minimum designated strip.
 - iv. Drive over a flat obstacle such as water, flat plywood, or firmly anchored tarp.
 - v. Mount or dismount from either side of vehicle.
 - vi. Carry objects in the vehicle.
 - vii. Half circle serpentine, trot through cones
 - (1) Horse and Utility horse course set nineteen (19) feet between cones.
 - (2) Pony course set seventeen (17) feet between cones.

- (3) Miniature course set fifteen (15) feet between cones.
- viii. Back & Walk-through half-circle serpentine
 - (1) Pony course set seventeen (17) feet between cones.
 - (2) Miniature course set fourteen & one-half (14 1/2) feet between cones.
- ix. Deviation serpentine, trot through cones.
 - (1) Horse and Utility horse course set twenty-one (21) feet between cones.
 - (2) Pony course set nineteen (19) feet between cones.
 - (3) Miniature course set sixteen and one-half (16 1/2) feet between cones.

3. **PLEASURE DRIVING HORSE/PONY, OPEN**

Counting points from: Open & Championship Classes.

To enter the ring in harness at a trot/intermediate gait. To be shown at a flat-footed walk, working trot/intermediate gait, and trot on/increased intermediate gait (extreme speed to be penalized) both ways of the ring. Emphasis on the flat-footed walk. To stand quietly. May be asked to back. Judged 70% on manners, performance, condition, and style; 20% on fit, condition and appropriateness of harness and vehicle; and 10% on conformation.

4. **PLEASURE DRIVING JR/SR DRIVER**

To enter the ring in harness at a trot/intermediate gait. To be shown at a flat-footed walk, working trot/intermediate gait, and trot on/increased intermediate gait (extreme speed to be penalized) both ways of the ring. Emphasis on the flat-footed walk. To stand quietly. May be asked to back. Judged 70% on manners, performance, condition, and style; 20% on fit, condition and appropriateness of harness and vehicle; and 10% on conformation.

CLASS REACTIVATED AT REQUEST OF NORTHEAST ZONE

5. **REINSMANSHIP, OPEN**

This class is designed to test the knowledge and ability of the driver. To be conducted in the manner of an Open Pleasure Driving Class. To be judged as an equitation class on hands, proper harnessing and hitching, and correct driving techniques. Tests are required.

Reinsmanship Tests:

- a. Back.
- b. Drive in a circle of designated size at Judge's discretion.
- c. Drive a figure-eight.
- d. Extended trot/intermediate gait.
- e. Negotiate simple obstacles, e.g., drive between two obstacles.
- f. Pivots of 90, 180, and/or 360 degrees with inside wheel in place; left or right.
- g. Back between two markers.
- h. Extended walk.

6. PRECISION DRIVING

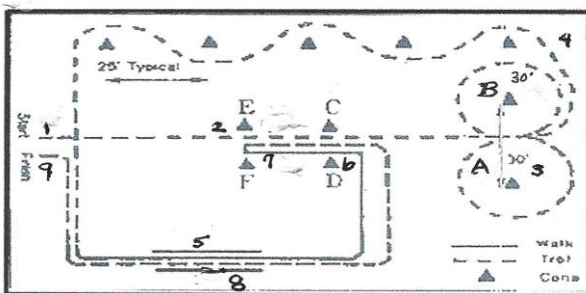
To be driven over one of two standard courses. The purpose of this competition is to test the skill of the driver, the obedience and handiness of the animal, and the accurate manner in which the course is driven. Entries are required to drive over a course consisting of at least six to eight obstacles. The track of the course will be irregular, necessitating changes of direction. Markers indicating obstacles must be at least twelve (12) inches wider than the outside hub of the wheels of each vehicle. Faults are displacing marker, hoof or wheel outside marker, and breaking gait. Elimination: 3 accumulated refusals, receiving outside assistance, showing an obstacle to the horse, and taking any obstacle out of order (off course). Judged on performance, manners, and appropriateness of entry.

See Figures 1 and 2 on the following pages for diagrams of standard courses.

PRECISION DRIVING COURSE #1

1. Enter at a trot/intermediate gait.
2. Trot/intermediate gait through the two pairs of cones – 10' square.
3. Trot/intermediate gait a figure 8, right then left.
4. Trot/intermediate gait the serpentine of 5 cones (25' apart).
5. Walk with right wheel(s) between poles (6" to 8" apart).
6. Walk to top of four cone square (C-D-E-F), pivot 90 degrees to the right.
7. Back to furthest pair of cones (E-F), stand 10 seconds, trot/intermediate gait out.
8. Trot/intermediate gait with left wheel(s) between poles.
9. Exit at a trot/intermediate gait.

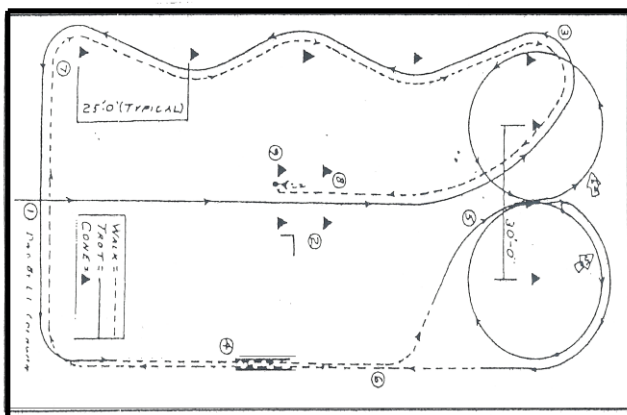
Figure 1. Precision Driving, Standard Course #1



PRECISION DRIVING COURSE #2

1. Enter at a trot/intermediate gait.
2. Trot/intermediate gait through 4 cones (10 feet square).
3. Trot/intermediate gait serpentine (5 cones, 25' apart).
4. Walk with right wheel(s) between poles.
5. Trot/intermediate gait a Figure-8 (right then left).
6. Walk with left wheel(s) between poles.
7. Walk serpentine.
8. Walk into square, stop with front wheels between front cones, back four steps, return to forward position.
9. Stand quietly until dismissed by Judge or ringmaster

Figure 2. Precision Driving, Standard Course #2



RULE 18– ENGLISH DIVISION

Section 1. SHOW RULES

1. Classes are open to horses and ponies and may be shown by riders of any age.
2. Junior exhibitors are restricted to mares and geldings.
3. Any class may be offered divided for Junior exhibitors and Senior exhibitors. Points count toward one award.
4. It is strongly recommended that all English Division horses enter the ring at the trot/intermediate gait and use the entire arena for their performance.
5. *Unless specified otherwise, some acceptable bits for Hunter Seat Equitation include the following: regulation snaffles (including twisted wire snaffles), pelhams (including kimberwicks) and full bridles. When using a curb with any leverage bit, it must be constructed of loose links, joints, and/or lie smooth against the jaw of the horse and be free of twists, sharp objects or anything inhumane. A curb strap or chain may be wrapped or inserted into a cover for the comfort of the horse. A curb strap or chain may not be used in conjunction with wire, metal, rawhide, metal “keepers”, or any other substance except for attachment of curb strap or chain to the bit. Bit converters, martingales and tie-downs are prohibited in flat classes. A judge may penalize for non-conventional types of bits or nosebands. The following are prohibited: gag bits, mechanical hackamores and flat polo mouthpieces. Judges must disqualify for a prohibited bit.*
6. For horses being shown in Hunter tack, all riders are required to wear protective headwear—riders 18 & under must wear properly fastened strapped headgear. Unless specifically prohibited by class rule, Dressage attire and tack may be used in English Pleasure classes. English style spurs *with or without rowels* and riding crops may be used.
7. Judges must disqualify a rider who has fallen off of their horse.
8. *Hunter Seat Equitation Attire and Appointments: Attire: Exhibitors and judges should bear in mind that, at all times, entries are being judged on ability rather than on personal attire. Riders should wear coats of any tweed or Melton for hunting (conservative wash jackets in season), breeches or jodhpurs and boots. Riders must wear a short, or long-sleeved riding shirt with a choker or tie. When jackets are worn, a sleeveless shirt or dickey may be worn with the appropriate choker or tie. When Show Management and/or the Judge permits, Hunter or Hunter Seat Equitation riders may ride without jackets. All riders 18 & under must wear an approved ASTM/SEI protective headgear, properly fastened, while mounted.*

English style spurs, crops or bats are optional. Judges may penalize those who do not conform. Polo shirts are not permitted except in unjudged warm-up classes. Management or Judge may eliminate an exhibitor who is inappropriately attired. It is mandatory for all riders (including 19 & over) in Hunter Seat Equitation Over Fences (Donalda Mahan Adult Am. Eq Over Jumps Medal or McCleave-Clearbrook Good Seat and Hands Over Jumps Medal Jr. 18 & under) where jumping is required and when jumping anywhere on competition grounds to wear properly fastened protective headgear which meets or exceeds ASTM and SEI standards. Note – additional information can be found in English Division rule.

9. Different breeds showing in Open classes are to be shown according to their breed type.
10. Limit classes are open to riders/horses who have not won six (6) first place ribbons (Walk Trot 10 & under classes do not count) at USE/Equine Canada/WSH Open or Breed in that particular performance division in which they are shown. Placings at 4-H, WAHSET and schooling shows do not affect status. In addition, placings in Green and Limit W/T or W/J do not affect the status for 3-gaited classes. Prior wins of horse with different rider are not a factor in Limit Rider classes. Horses/Riders are eligible for full show season with points applied to that specific class only.
11. Green classes are open to those horses/riders in their first or second year of showing. Walk Trot 10 & Under classes do not affect Green Rider status.
12. Horses and riders that are competing for WSH annual High Score Awards and are signed up in either or all of the Limit Rider Classes shall remain in those categories for the Current Show year regardless of the number of wins. At the end of the show year if an exhibitor or horse has not reached the maximum number of wins for the high point award category they signed up for, they may sign up for the same category and compete in the following year.
13. The same/horse rider combination in English Pleasure, Amateur, W/T (Rule 18, Class #14), Western Pleasure, Amateur W/J (Rule 30, Part A Class #2), Trail Horse English/Western, Amateur W/T (Rule 30, Part B, Class #9) AND/OR English Pleasure, Open, W/T (Rule 18, Part A, Class #18), Western Pleasure, Open Walk/Jog (Rule 30, Class #9), Trail Horse, English/Western, Open, W/T (Rule 30, Part B, Class #10), Ranch Rail, Open JR/SR Ex. W/J (Rule 30, Part D, Class # 13), Ranch Horse Trail Open, W/J (Rule 30, Part D, Class # 16) MAY NOT cross enter to 3-gaited classes at the same show. They MAY ride in other 2-gaited classes, i.e., Green W/T/J or Limit W/T/J if qualified. IF cross entries occur, the Walk/Trot points shall be disqualified.

Section 2. SPECIAL AWARDS

- 1. JAN SCHUCHMAN VERSATILE PERPETUAL TROPHY**
(Donated in Memory of Jan Schuchman)
Classes to count are Halter, Trail, Advanced English Pleasure, Advanced Western Pleasure, Reining, Ranch Riding and Western Riding. *There is a minimum of 4 classes of the listed classes that a horse must compete in to be eligible for this award.*

Section 3. HIGH SCORE AWARDS

- 1. ADVANCED ENGLISH PLEASURE**
*To be shown at a walk, trot and canter. A minimum of three (3) or more additional tests must be included. Some examples of tests, but not limited to, may include the following: extension of gait, collection of gait, forehand/haunch turn, back, change direction, sidepass, loose rein, shoulders in/out, leg yield, 10 meter circle, counter canter and/or perform any other tests indicative of a highly trained pleasure horse. If a reverse at the canter is called for, exhibitors shall reverse and proceed on the lead specified by the judge. All horses must be allowed to attempt all requested tests. Horses should be agile, athletic, supple, prompt and willing, and show impulsion with calmness and good manners. Judged on performance and manners. *No dropping of irons shall be permitted.*

- 2. ENGLISH PLEASURE, COLORED HORSES**

Open to Albino, Appaloosa, Buckskin, Dun, Grulla, Paint, Palomino, and Pinto horses who are not shown in Non-Color Class English. Horses must show a recognizable coat and/or color pattern from a distance. Tack and attire shall be suitable to horse's type; martingale prohibited. To be shown at a walk, trot/intermediate gait, and canter, both ways of the ring. Light contact with the horse's mouth shall be maintained. Judged 40% on colorful qualities, 40% on performance, way of going and manners, and 20% on conformation.

- 3. ENGLISH PLEASURE, NON-COLORED HORSES**

Open to horses who are not shown in Color Class English. Martingale prohibited. To be shown according to Breed type at a flat-footed walk, trot/intermediate gait and easy canter. Light contact must be maintained. Judged 80% on manners and performance, with emphasis on a pleasurable ride, and 20% on conformation.

ENGLISH PLEASURE HORSE

Tack and attire shall be suitable to horse's type; martingale prohibited. To be shown both ways of the ring at a walk, trot/intermediate gait, and canter. Judged on manners and performance 60%, quality and conformation 30%, and suitability of horse to rider 10%.

- 4. JR EXHIBITOR 13 & UNDER**

- 5. JR EXHIBITOR 14 -18**

6. **SR EXHIBITOR 19 -49**

7. **SR EXHIBTOR 50 & OVER**

8. **ENGLISH PLEASURE, OPEN**

Tack and attire shall be suitable to horse's type; martingale prohibited. To be shown both ways of the ring at a walk, trot/intermediate gait, and canter. Judged on manners and performance 60%, quality and conformation 30%, and suitability of horse to rider 10%. Points from English Pleasure JR horse 5 & under and SR horse 6 and over to count.

9. **ENGLISH PLEASURE, OTHER THAN HUNTER TYPE, ALL AGES**

No forward seat saddles, dressage saddle or attire and/or hunt attire allowed; martingales prohibited. Roached manes and/or set or ginged tails are prohibited. To carry a pleasure foot in accordance with Breed specifications. To be shown according to Breed type at a flat walk, trot/intermediate gait, and easy canter. Light contact must be maintained. To stand quietly and back readily. Judged 80% on manners and performance, with emphasis on a pleasurable ride, and 20% on conformation. No cross entry between age groups at the same show.

10. **ENGLISH PLEASURE, GREEN HORSE, 1st/ 2nd Yr., W/T**

Eligibility requirements are based on a horse's prior participation in any type English or Hunter classes at USE/Equine Canada/WSH and/or Breed recognized shows prior to the current year with any owner. For horses in their first or second year of showing under English tack in USE/Equine Canada/WSH and/or Breed Association recognized shows. Horses of any age may be shown in standard English tack. Tack and attire shall be suitable to horse's type; martingales and training equipment prohibited. To be shown both ways of the ring at a walk, trot/intermediate gait both ways of the arena. No extension of gaits shall be called for. May be asked to back. Judged on manners and performance 60%, quality and conformation 30%, and suitability of horse to rider 10%. May cross enter to walk, trot, canter classes.

11. **ENGLISH PLEASURE, GREEN HORSE, 1st/ 2nd Yr.**

Eligibility requirements are based on a horse's prior participation in English classes at USE/Equine Canada/WSH and/or Breed recognized shows prior to the current year. For horses in their first or second year of showing under English tack in USE/Equine Canada/WSH and/or Breed Association recognized shows. Horses of any age may be shown in standard English tack. Tack and attire shall be suitable to horse's type; martingales and training equipment prohibited. To be shown at a walk, trot/intermediate gait, and canter both ways of the arena. No extension of gaits shall be called for. Shall not be asked to gallop or reverse at the canter. May be asked to back. Judged 60% on performance, 30% on conformation, and 10% on appointments. Cross entry is permitted into walk/trot and 3 gait classes.

12. **ENGLISH PLEASURE, GREEN RIDER 1st& 2nd Yr. W/T**
Eligibility requirements are based on the riders prior participation in English classes at USE/Equine Canada/WSH and/or Breed recognized shows prior to the current year. For riders in their first or second year of showing under English tack in USE/Equine Canada/WSH and/or Breed Association recognized shows. Horses of any age may be shown in standard English tack. Tack and attire shall be suitable to horse's type; martingales and training equipment prohibited. To be shown at a walk and trot/intermediate gait both ways of the arena. No extension of gaits shall be called for. Shall not be asked to gallop or reverse at the canter. May be asked to back. Judged 60% on performance, 30% on conformation, and 10% on appointments. Walk/Trot is restriction on the rider. To be shown at walk and trot only. Cross entry is permitted into walk/trot and 3 gait classes.
13. **ENGLISH PLEASURE, GREEN RIDER 1st& 2nd Yr.**
Eligibility requirements are based on a riders prior participation in English classes at USE/Equine Canada/WSH and/or Breed recognized shows prior to the current year. For riders in their first or second year of showing under English tack in USE/Equine Canada/WSH and/or Breed Association recognized shows. Horses of any age may be shown in standard English tack. Tack and attire shall be suitable to horse's type; martingales and training equipment prohibited. To be shown at a walk, trot/intermediate gait, and canter both ways of the arena. No extension of gaits shall be called for. Shall not be asked to gallop or reverse at the canter. May be asked to back. Judged 60% on performance, 30% on conformation, and 10% on appointments. Restriction is on the rider. To be shown at walk, trot/intermediate gait and canter both ways of the arena. No extension of gaits shall be called for. Cross entry is permitted into walk/trot and 3 gait classes.

ENGLISH PLEASURE HORSE, HUNTER TYPE

Not to jump. To be shown at a walk, trot, and canter; martingale prohibited. Judged on manners, performance, quality, and suitability of horse to rider. Light contact is recommended.

14. JR. EX. 13 & UNDER
15. JR. EX. 14 – 18
16. SR. EX. 19 & over
17. **JACK BENNY PLEASURE CLASS, E/W SR. AM. 39 & OVER**
Same horse/rider combination for High Score Awards. For tack and appointments see Hunter Seat, Saddle Seat, or Western Equitation Section of this rule book. To enter the ring at a walk. To be shown according to Breed type at a walk, jog/trot/intermediate gait, and canter/lope, both ways of the ring. Judged on manners, performance, and suitability of horse to rider.

18. **ENGLISH PLEASURE, SR AM, W/T**
Horses of any age may be shown in standard English tack. Tack and attire shall be suitable to horse's type; martingales and training equipment prohibited. To be shown both ways of the ring at a walk, trot/intermediate gait. No extension of gaits shall be called for. May be asked to back. Judged on manners and performance 60%, quality and conformation 30%, and suitability of horse to rider 10%. The same horse/rider combination may not cross enter to three (3) gait classes.
19. **ENGLISH PLEASURE, LIMIT HORSE W/T**
Open to horses who have not won six firsts in English Pleasure. Tack and attire shall be suitable to horse's type, martingale prohibited. To be shown both ways of the ring at a walk and trot/intermediate gait. Judged on manners and performance 60%, quality and conformation 30% and suitability of horse to rider 10%. Cross entry is permitted into walk/trot and 3 gait classes.
20. **ENGLISH PLEASURE, LIMIT HORSE**
Open to horses who have not won six firsts in English Pleasure. Tack and attire shall be suitable to horse's type, martingale prohibited. To be shown both ways of the ring at a walk, trot/intermediate gait, and canter. Judged on manners and performance 60%, quality and conformation 30% and suitability of horse to rider 10%. Cross entry is permitted into walk/trot and 3 gait classes.
21. **ENGLISH PLEASURE, LIMIT RIDER, W/T**
Open to riders who have not won six firsts in English Pleasure. Tack and attire shall be suitable to horse's type, martingale prohibited. To be shown both ways of the ring at a walk and trot/intermediate gait. Judged on manners and performance 60%, quality and conformation 30% and suitability of horse to rider 10%. Cross entry is permitted into walk/trot and 3 gait classes.
22. **ENGLISH PLEASURE, OPEN, W/T**
Horses of any age may be shown in standard English tack. Tack and attire shall be suitable to horse's type; martingales and training equipment prohibited. To be shown both ways of the ring at a walk, trot/intermediate gait. No extension of gaits shall be called for. May be asked to back. Judged on manners and performance 60%, quality and conformation 30%, and suitability of horse to rider 10%. The same horse/rider combination may not cross enter to three (3) gait classes.
23. **ENGLISH PLEASURE, LIMIT RIDER**
Open to riders who have not won six firsts in English Pleasure. Tack and attire shall be suitable to horse's type, martingale prohibited. To be shown both ways of the ring at a walk, trot/intermediate gait, and canter. Judged on manners and performance 60%, quality and conformation 30% and suitability of horse to rider 10%. Cross entry is permitted into walk/trot and 3 gait classes.

24. ROAD HACK

Tack and attire shall be suitable to horse's type, martingale prohibited. To be shown both ways of the ring at a flat-footed walk, trot/intermediate gait, fast trot/extended intermediate gait, easy canter, and hand gallop with ability to move on. Recommend no more than eight to gallop at once. Light contact shall be maintained. Must stand quietly and back readily. Judged 60% on performance, 20% on manners, and 20% on substance.

25. SHOW HACK

1. Competitors enter the ring in a counterclockwise direction at the normal walk or normal trot.
2. Light contact must be maintained with all reins at all gaits. A judge may not request that gaits be performed only on snaffle or curb.
3. Judges are required to consider the performance at each gait equally in adjudicating this class.
4. Horses may show with a braided mane and tail. Braids may be secured with tape, yarn or rubber bands. Decorations are prohibited.
5. Entries will be eliminated by any fall of horse or rider during the class.

Appointments.

1. Bridle shall be light, show type; either single snaffle, double (full) or pelham. Kimberwick bit is permitted. Browbands and cavessons other than hunter or dressage types are prohibited. Unconventional tack such as figure eight, drop, or flash nosebands are not permitted.
2. English saddle (Hunter & Dressage) is required. No cut back saddles allowed. Girths of either leather, white web, nylon string or suit-able material.
3. Martingales, breastplates not allowed.
4. Acceptable Hack attire is required. It consists of conservatively colored coat, breeches and boots. A conservatively colored hunting cap, derby or protective headgear is mandatory. Protective headgear may be worn without penalty. Formal attire consisting of white breeches, top hat and tails may be worn. It is usual to wear such attire after 6:00 p.m., or in Championship classes.
5. Spurs, whip or crop optional at the exhibitor's discretion

SPECIFICATIONS:

A Show Hack horse is not necessarily a Dressage horse, nor an English Pleasure horse. Elevation and high knee action are not to be emphasized. The Show Hack is a suitable section for the well-trained animal. Show Hacks must be balanced and show vitality, animation, presence, clean fine limbs and supreme quality. Soundness is required. The collected and extended gaits must be called for, i.e., collected walk, extended walk, normal walk; collected trot, extended trot, normal trot; collected canter, extended canter, normal canter and hand gallop. At the discretion of the judge, horses while on the rail may be asked to halt and rein-back. A Show Hack horse shall be able to perform all of these gaits with a noticeable transition between the normal, collected, and extended gaits. The horse must be under complete control and easily ridden.

Obedience to the rider is of prime importance. If the horse exhibits clear transitions in a balanced and level manner, appearing to be giving a comfortable and pleasurable ride, he is performing correctly for this class. Sponsored by: Cheryl Wright

26. **WALK TROT PLEASURE, E/W, RIDERS 10 & UNDER**
Riders may not cross enter to any lope or canter class in the same show. (Note: Cross entry restriction is on the rider; it does not apply to the horse.) Hunter seat, Saddle Seat or Stock Seat tack and appointments (chaps optional); hooded stirrups permitted. To enter at the walk and be shown both ways of the ring at a walk and jog/trot/ /intermediate gait; not to canter. Judged on suitability as a child's first mount 40%, manners 40%, and performance 20%.
27. **VERSATILE PLEASURE HORSE (Eng to West or West to Eng)**
It is optional with show management which section shows first. If English is first: To enter the ring in Saddle Seat or Hunt Seat tack and appointments and be shown both ways of the ring at a flat-footed walk, trot/intermediate gait, and collected canter. Extended gaits may be requested by the Judge. If Western is first: To enter the ring in Western tack and appointments and be shown both ways of the ring at a flat-footed walk, jog/intermediate gait, and a smooth easy lope without undue restraint. Following the first section, entries shall line up and assisted by one groom, change to English to Western or Western to English for the second phase. The same rider to ride both phases. All changes to be made in the ring; safety will be judged and speed is not considered. Horses must stand quietly and back readily. Judged on performance 70%; conformation 20%; appointments 10%; each phase counts equally. Note: Wins in Versatile Pleasure Horse are not counted against Novice or Limit status for either English or Western.

RULE 19 – EQUITATION DIVISION

Section 1. SHOW RULES

1. *Unless specified otherwise, some acceptable bits for Hunter Seat Equitation include the following: regulation snaffles (including twisted wire snaffles), pelhams (including kimberwicks) and full bridles. When using a curb with any leverage bit, it must be constructed of loose links, joints, and/or lie smooth against the jaw of the horse and be free of twists, sharp objects or anything inhumane. A curb strap or chain may be wrapped or inserted into a cover for the comfort of the horse. A curb strap or chain may not be used in conjunction with wire, metal, rawhide, metal “keepers”, or any other substance except for attachment of curb strap or chain to the bit. Bit converters, martingales and tie-downs are prohibited in flat classes. A judge may penalize for non-conventional types of bits or nosebands. The following are prohibited: gag bits, mechanical hackamores and flat polo mouthpieces. Judges must disqualify for a prohibited bit.*
2. A Full bridle, Pelham bridle, or a Breed appropriate English headstall and bit are equally acceptable for Saddle Seat Equitation and Saddle Seat Pleasure Equitation classes. *Martingales and tie-downs are prohibited.*
3. *Hunter Seat Equitation Attire and Appointments: Attire: Exhibitors and judges should bear in mind that, at all times, entries are being judged on ability rather than on personal attire. Riders should wear coats of any tweed or Melton for hunting (conservative wash jackets in season), breeches or jodhpurs and boots. Riders must wear a short, or long-sleeved riding shirt with a choker or tie. When jackets are worn, a sleeveless shirt or dickey may be worn with the appropriate choker or tie. When Show Management and/or the Judge permits, Hunter or Hunter Seat Equitation riders may ride without jackets. All riders 18 & under must wear an approved ASTM/SEI protective headgear, properly fastened, while mounted. Spurs, crops or bats are optional. English style spurs, rowled or unrowelled type and no longer than one inch. Judges may penalize those who do not conform. Polo shirts are not permitted except in unjudged warm-up classes. Management or Judge may eliminate an exhibitor who is inappropriately attired. It is mandatory for all riders (including 19 & over) in Hunter Seat Equitation Over Fences (Donalda Mahan Adult Am. Eq Over Jumps Medal or McCleave-Clearbrook Good Seat and Hands Over Jumps Medal Jr. 18 & under) where jumping is required and when jumping anywhere on competition grounds to wear properly fastened protective headgear which meets or exceeds ASTM and SEI standards. Note – additional information can be found in English Division rule.*
4. Saddle Seat Equitation Attire and Appointments:
Attire: Exhibitors and judges should bear in mind that at all times entries are being judged on ability. However, neatness is the first

requisite regarding a rider's attire. A judge may not penalize for non-conventional jacket colors. Day coats are allowed. Adjustments to tack and attire for valid medical reasons are permitted provided the steward is notified prior to the class. Conservative colors recommended (i.e., herringbone, pin stripes and other combinations of colors that appear to be solid). Solid colors include black, blue, grey, dark burgundy, dark green, beige or brown jacket with matching jodhpurs; derby or soft hat (may wear protective headgear without penalty) and jodhpur boots. Spurs of rowelled or unrowelled type, whips or crops are optional. Note-additional information can be found in English Division rule.

5. ***Western Seat Equitation Attire and Appointments: Appropriate Western Seat Equitation attire is required which includes pants (slacks, trouser, jeans), long sleeve shirt with collar (band, standup, tuxedo, etc.), neckwear (tie, pin, necklace, or decorated collar, etc.), Western hat or ASTM/SEI approved helmets, and riding boots with a heel. Spurs and chaps are optional. Penalty for incomplete attire.***

Western Bits: There is no discrimination against any standard Western bit- A standard Western bit is defined as having a shank with a maximum length overall of 8 1/2". The mouthpiece will consist of a metal bar 5/16" to 3/4" in diameter as measured one inch in from the shank. The bars may be inlaid but must be smooth or latex wrapped. (The bars may be encased in smooth 5/16" to 3/4" in diameter tubular barrels that rotate around the bars). Nothing may protrude above or below the mouthpiece (bar) such as extensions, prongs or rivets designed to intimidate the horse. Rollers attached to the center of the bit are acceptable and may extend below the bar. Jointed mouthpieces are acceptable and may consist of two or three pieces and may have one or two joints. A three-piece mouthpiece may include a connecting ring of 1 1/4" or less in diameter or a connecting flat bar of 3/8" to 3/4" (measured top to bottom with a maximum length of 2"), which lies flat in the mouth, or a roller or port as described herein. The port must be no higher than 3 1/2" maximum with roller(s) and covers acceptable. Jointed mouthpieces, half-breeds and spade bits are standard. Slip or gag bits, rigid donut mouthpieces and flat polo mouthpieces are prohibited. Roping bits with both reins connected to a single ring at center of cross bar shall not be used. Reins must be attached to each shank. Any rein design or other device which increases the effective length and thereby the leverage of the shank of a standard western bit is prohibited. Anything that alters the intended use of equipment as provided for in the description of appointments for a given class is considered to be an artificial appliance.

6. ***Appropriate Western Tack-saddle must fit the rider and be a standard Western Saddle.***
Western Bits: There is no discrimination against any standard Western bit- A standard Western bit is defined as having a shank with a maximum length overall of 8 1/2". The mouthpiece will consist of a

metal bar 5/16" to 3/4" in diameter as measured one inch in from the shank. The bars may be inlaid but must be smooth or latex wrapped. (The bars may be encased in smooth 5/16" to 3/4" in diameter tubular barrels that rotate around the bars). Nothing may protrude above or below the mouthpiece (bar) such as extensions, prongs or rivets designed to intimidate the horse. Rollers attached to the center of the bit are acceptable and may extend below the bar. Jointed mouthpieces are acceptable and may consist of two or three pieces and may have one or two joints. A three-piece mouthpiece may include a connecting ring of 1 1/4" or less in diameter or a connecting flat bar of 3/8" to 3/4" (measured top to bottom with a maximum length of 2"), which lies flat in the mouth, or a roller or port as described herein. The port must be no higher than 3 1/2" maximum with roller(s) and covers acceptable. Jointed mouthpieces, half-breeds and spade bits are standard. Slip or gag bits, rigid donut mouthpieces and flat polo mouthpieces are prohibited.

Roping bits with both reins connected to a single ring at center of cross bar shall not be used. Reins must be attached to each shank. Any rein design or other device which increases the effective length and thereby the leverage of the shank of a standard western bit is prohibited. Anything that alters the intended use of equipment as provided for in the description of appointments for a given class is considered to be an artificial appliance.

Standard snaffle bits are permitted in any class on a junior horse five years old and under. A standard snaffle bit is defined as a center jointed single rounded, unwrapped smooth mouthpiece of 5/16" to 3/4" diameter metal as measured from ring to 1" in from the ring with a gradual decrease to the center of the snaffle. The rings may be from 2" to 4" outside diameter of either the loose type, eggbutt, dee or center mounted without cheeks. The inside circumference of the ring must be free of rein, curb or headstall attachment hooks. If a curb strap is used it must be attached below the reins. Closed reins (example mecate) on a snaffle bit are prohibited. Bits may be latex wrapped.

Hackamores are permitted in any class on a junior horse five years old and under. A hackamore includes a bosal rounded in shape and constructed of braided rawhide or leather and must have a flexible nonmetallic core attached.

Curb chains and leather chin straps may be used but must be flat and at least 1/2" wide and lie flat against horse's jaw. No wire, rawhide, metal or other substance can be used in conjunction with or as part of the leather chin strap or curb chain. A light lip strap is permissible.

Hackamores and snaffle bits may be used with Junior horses and rider may ride with two hands in that equipment.

Bandages and boots of any type are prohibited. In event of injury, a judge/s may permit a protective bandage. In pattern classes, the use of shin, bell boots and/or protective bandages on the front legs and standard sliding or rundown boots on the rear fetlocks are permitted.

7. Standard Equitation class age groups are: 13 & Under, 14 – 18, and 19 & over.
8. Hunter Seat and Saddle Seat Equitation classes may not be combined.
9. When additional tests are desired, Judge's instructions are to be publicly announced.
10. In Equitation Classes including Hunter Seat, Saddle Seat, Western Seat and Bareback, the judge has the option to do any of the following:
 - a. Rail work showing three gaits (two for walk/trot) both directions and a back-up either on the rail or in line up.
 - b. Pattern work only.
 - c. Combination of pattern and rail work.
11. Limit Classes are open to riders who have not won six firsts (Walk/Trot 10 & under not to be counted) in that particular seat or discipline at any show including WSH/Breed/USE/Equine Canada. Schooling & 4-H Shows are exempt. Prior wins by horse with a different rider do not count in Limit Rider classes. In addition, placings in Green and Limit W/T or W/J do not affect the status for 3-gaited classes.
12. Green classes are open to those riders in their first or second year of showing. Walk Trot 10 & Under classes do not affect Green Rider status.
13. Riders that are competing for WSH annual High Score Awards and are signed up in either or all of the Limit Rider Classes shall remain in those categories for the Current Show year regardless of the number of wins. At the end of the show year if an exhibitor or horse has not reached the maximum number of wins for the high point award category they signed up for, they may sign up for the same category and compete in the following year.
14. ***Saddle Seat riders demonstrating lead changes must perform an interrupted or simple lead change whereby the horse is brought back into a halt or walk and then restarted to the canter on the opposite lead.***

Section 2: Rules for Judging Equitation

SADDLE SEAT EQUITATION

1. ***GENERAL. Judges should note that the required Equitation Seat should in no way be exaggerated but be thoroughly efficient and most comfortable for riding the type of horse called for at any gait and for any length of time. In Saddle Seat Equitation classes, riders should***

convey the impression of effective and easy control. To show a horse well, they should show themselves to the best advantage. Ring etiquette must be taken into consideration by the judges. A complete picture of the whole is of major importance. A judge must order from the ring any unruly horse or one whose actions threaten to endanger the rider, other exhibitors, or their entries.

2. **HANDS.** *Hands should be held in an easy position, neither perpendicular nor horizontal to the saddle and should show sympathy, adaptability and control. The height the hands are held above the horse's withers is a matter of how and where the horse carries its head. The method of holding the reins is optional however both hands must be used and all reins must be picked up at one time. Bight of rein shall be on the off (right) side. According to tradition, the "on side" is the side on which you mount and therefore, the "off side" is the opposite side. Riders shall be penalized for switching or carrying at any time the bight of the rein to the ("on" side) left side.*
3. **BASIC POSITION.** *To obtain proper position, riders should place themselves comfortably in the saddle and find their center of gravity by sitting with a slight bend at the knees but without use of irons. While in this position adjust leathers to fit. The rider should not be sliding off the back of the saddle nor should there be excessive space in the seat behind the rider's back. Rider's eyes and chin should be up. Shoulders back. Irons should be placed under ball of foot (not toe nor "home") with even pressure on entire width of sole and center of iron. Foot position should be natural (neither extremely in nor out) with heels down.*
4. **POSITION IN MOTION.** *a. Walk: slight motion in saddle. b. Trot: slight elevation in saddle when posting; hips under body not mechanical up-and-down nor swinging forward and backward. c. Canter: close seat, going with horse, not rocking. d. Slow Gait: steady in saddle, no slap nor twist; legs straight down, intermittent calf pressure permissible; hands slightly raised, flexible contact, no sawing. e. Rack: seat smooth in saddle; legs down and slightly back, not thrust forward; hands low in motion with gait, not sawing but placement optional to individual rider and horse.*

HUNTER SEAT EQUITATION

1. **GENERAL.** *Rider should have a workmanlike appearance, seat and hands light and supple, conveying the impression of complete control should any emergency arise.*
2. **HANDS.** *Hands should be over and in front of horse's withers, knuckles thirty degrees inside the vertical, hands slightly apart and making a straight line from horse's mouth to rider's elbow. Bight of reins may fall on either side. However, all reins must be picked up at the same time. When using two reins, the snaffle rein should be on the outside while the curb rein is on the inside.*
3. **BASIC POSITION.** *The eyes and chin should be up and shoulders back. Toes should be at an angle best suited to rider's conformation: ankles flexed in, heels down, calf of leg in contact with horse and slightly behind girth. Iron should be on the ball of the foot and must not be tied to the girth.*
4. **POSITION IN MOTION.** *At the walk, sitting trot and canter, body should be a couple of degrees in front of the vertical; posting trot, inclined forward; galloping and jumping, same inclination as the posting trot.*

SCORING FOR SADDLE SEAT AND HUNT SEAT EQUITAION

When a pattern is used in Saddle Seat Equitation and Hunter Seat Equitation the following score system will be used. The scoring will be on the basis of 0-infinity, with 70 denoting an average performance. The individual maneuvers are scored in ½ point increments from -3 extremely poor, -2 very poor, -1 poor, 0 average or correct, +1 good, +2 very good, +3 excellent, with a score of 0 denoting a maneuver that is correct with no degree of difficulty. Exhibitors overall form and effectiveness should also be scored from 0 to 5 with 0 to 2 average, 3 good, 4 very good, 5 excellent.

**REMINDER: Saddle Seat riders demonstrating lead changes must perform an interrupted or simple lead change whereby the horse is brought back into a halt or walk and then restarted to the canter on the opposite lead.*

Penalties. Maneuver evaluations and penalty applications are to be determined independently. The following penalties will be applied for each occurrence and will be deducted from the final score:

One (1) point penalties include:

Break of gait at walk or trot up to 2 strides

Over or under turn of 1/8 to 1/4 of the prescribed turn

Tick or hit of cone.

Missing a diagonal up to two strides in the pattern

Three (3) point penalties include:

Not performing the specific gait, maneuver, or not stopping when called for in the pattern within 10 feet (3 meters) of the designated location

Missing a diagonal for more than two strides in the pattern

Incorrect lead or break of gait (except when correcting an incorrect lead) at the canter

Complete loss of contact between exhibitor's hand and the horse's mouth

Break of gait at walk or trot for more than two strides

Loss of iron

Horses head carried too low or showing the appearance of intimidation

Obviously looking down to check leads or diagonals

Five (5) point penalties include:

Loss of rein

Use of either hand to instill fear or praise while on pattern

Holding saddle with either hand

Spurring or use of crop in front of the girth

Blatant disobedience including kicking, pawing, bucking and rearing

d. Disqualifications include:

Failure by exhibitor to wear correct number in visible manner

Inhumane treatment of the horse

Schooling or training

Fall by horse or rider

Illegal equipment or illegal use of hands on reins

Use of prohibited equipment

Lameness

Off Pattern (OP): Exhibitors going off pattern, knocking over or on wrong side of cone, never performing specified gait, lead or diagonal, or overturning more than ¼ turn than designated, shall not be disqualified, but must always place below exhibitors not incurring a disqualifying fault.

SHOWMANSHIP

A. GENERAL

- 1. Appearance of the exhibitor should be neat and clean; appropriate western or English wear must be worn.**
- 2. Appearance of Horse: The horse should appear fit and well conditioned. The hair coat should be clean and well brushed. The mane and tail should be clean and tangle free. The mane may be natural, banded or braided. It is acceptable to roach the mane but the forelock and tuft over the withers should be left. The bridle path, eyebrows and long hairs on the head and legs should be clipped. The inside of the ears may be clipped. Hooves should be properly trimmed and if shod, the shoes should fit correctly and clinches should be neat.**

Hooves should be clean and may be painted black, brown or clear, with hoof dressing, or be shown naturally.

3. Performance.

- a. *Exhibitors should be poised, confident, courteous and sportsmanlike at all times. The exhibitor should continue showing the horse, correcting faults in the positioning of the horse until the class has been placed or excused.*
- b. *The exhibitor must lead on the horse's left side holding the lead shank or reins (if English) in the right hand near the halter with the tail of the lead or reins held in the left hand. Exhibitor should not hold on to the chain portion of the lead shank. The excess lead should never be tightly coiled or drag the ground, but should be folded loosely coiled or in a figure 8. When exhibiting horses in showmanship, when a chain is used, the chain portion of the lead shank shall be under the chin or over the nose of the horse with preference being under the chin and snapped to the off side of the halter. Exhibitors shall not be allowed to have the chain portion in or through the horse's mouth in any manner. Leading, backing, turning and initiating the set up should be performed from the left side of the horse. The exhibitor should never stand directly in front of their horse.*
- c. *The stop should be straight, smooth and responsive with the horse's body remaining straight.*
- d. *The exhibitor should face the horse when backing. The horse should back up readily with the head, neck and body aligned in a straight or curved line as instructed.*
- e. *When executing a haunch turn to the right the exhibitor should face the horse and move the horse away from them. On haunch turns of 90 degrees or greater the horse should pivot on the right hind leg while stepping across with the front legs. All turns of 180 degrees or more shall be to the right. When executing a forehand turn, the horse should pivot on the same front leg as the direction of the pivot. The horse's head leads the direction of all turns.*
- f. *The horse should set up quickly with the hooves squarely underneath the body or to Breed type. The exhibitor does not have to reset a horse that stops square. The exhibitor should stand angled toward the horse, use only the lead shank to achieve the set up and never leave the horse's head. The exhibitor should never stand directly in front of their horse, touch the horse with their hands or feet, or visibly cue the horse by pointing their feet at the horse's hooves during set up. The exhibitor is required to use the Quarter Method when presenting their horse. The exhibitor should maintain a position that is safe for themselves and the judge. The position of the exhibitor should not obstruct the judge's view of the horse and allow the exhibitor to maintain awareness of the judge's position at all times. When moving around the horse the exhibitor should change sides in front of the horse and assume the same position on the right side of the horse that they had on the left side.*

B. SCORING. *The scoring will be on the basis of 0-infinity, with 70 denoting an average performance. The individual maneuvers are scored in ½ point increments from -3 extremely poor, -2 very poor, -1 poor, 0 average or correct, +1 good, +2 very good, +3 excellent, with a score of 0 denoting a maneuver that is correct with no degree of difficulty. Exhibitors overall form and effectiveness should also be scored from 0 to 5 with 0 to 2 average, 3 good, 4 very good, 5 excellent.*

Penalties. Maneuver evaluations and penalty applications are to be determined independently. The following penalties will be applied for each occurrence and will be deducted from the final score:

One (1) point penalties include:

Break of gait at a walk or trot for up to two strides

Over or under turning up to 1/8 of a turn

Ticking or hitting cone

Sliding a pivot foot

Lifting a pivot foot during a pivot and replacing it in the same place.

Lifting a foot and replacing it in the same place after presentation.

Three (3) point penalties include:

Not performing the gait, maneuver, or not stopping within 10 feet of designated area

Break of gait at walk or trot for more than 2 strides

Splitting the cone (Cone between the horse and handler)

Horse stepping out of set-up after presentation

Horse stepping out of or moving the hind end significantly during a pivot or turn

Over or under turning 1/8 to 1/4 of turn

Horse resting a foot while setup

Five (5) point penalties include:

Exhibitor is not in the required position during inspection

Exhibitor touching the horse or kicking or pointing their feet at the horse's feet during the setup

Standing directly in front of the horse

Loss of lead shank, holding chain, or two hands on shank.

Severe disobedience to include but not limited to: biting, pawing, rearing, kicking out or continuously circling the exhibitor

Horse stepping out of or moving the hind end significantly during a pivot or turn more than one time.

Disqualifications include:

Horse becomes separated from exhibitor

Failure of exhibitor to wear correct number in a visible manner

Willful abuse

Excessive schooling or training; use of artificial aids

Illegal equipment

Loss of control or severe disobedience that endangers the exhibitor or others

Lameness

Off Pattern (OP): Exhibitors going off pattern, knocking over or on wrong side of cone, never performing specified gait, or overturning more than ¼ turn than designated, shall not be disqualified, but must not place above exhibitors not incurring such a fault.

WESTERN EQUITATION/HORSEMANSHIP

A. GENERAL

Riders will be judged on seat, hands, performance of horse, appointments of horse and rider and suitability of horse to rider. Results as shown by the performance of the horse are NOT to be considered more important than the method used in obtaining them.

1. BASIC POSITION.

The stirrup should be adjusted to the proper length to allow heels to be lower than toes, with a slight bend in the knee and calf close to horse. Feet should be placed in the stirrups with weight on ball of the foot with feet flat on stirrup. Consideration, however, should be given to the width of the stirrups, which vary on Western saddles. If stirrups are wide, the foot may have the appearance of being “home” when, in reality, the weight is being properly carried on the ball of the foot. Body should always appear comfortable, relaxed, and flexible. Arms should be close and in line with body, the hand(s) holding the reins should be bent at the elbow. Only split or romal reins are allowed when riding ‘Western’ – single piece closed reins or “roping reins” are not permitted.

A bosal with closed reins and a mecate is also acceptable. When romal reins are used, no finger between the reins is allowed. The rider’s hand shall be closed around the reins with the wrist kept straight and relaxed, the thumb on top.

The romal/quirt goes on the opposite side and approximately 16 inches from the rein hand. Only one hand may be used for reining when using a Western bit with shanks (either hand may be used); the hand to be above or slightly in front of the horn and as near to it as possible. The rein hand cannot be changed except to negotiate an obstacle in a Trail class.

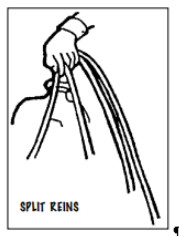
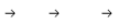
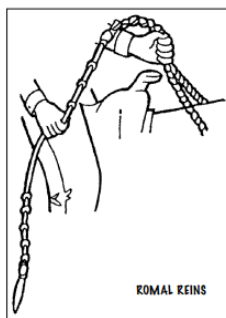
There are two ways to hold split reins:

- The same as romal reins, with the free end of the rein (bight) in the opposite hand, or*
- With the palm of the hand facing down and one finger between the reins. The free end of the rein (bight) falls on the same side as the “rein hand”. The position of the hand not holding the reins is optional, free of the horse and equipment and held in a relaxed manner with the elbows close to the body and rider’s body straight at all times.*
- When a bosal or snaffle bit is used, two hands must be used. Split reins should be held by crossing the reins between hands so that both hands are holding both reins. Hands should be held at approximately the elbows height when elbows are held at rider’s side. The acceptable distance of the rider’s hands from the pommel of the saddle should be a minimum of six (6) inches with a maximum of twelve (12) inches vertically. Hands should be held no more than rider’s shoulder width*

apart. Rider's hands should be steady with very limited movement. If using closed reins with a mecate, the mecate reins can be half-hitched around the horn or properly tucked under (not tied to) the rider's belt.

Split-Reins-with-Snaffle-Bit

ACCEPTABLE



(Note: the above part is taken exactly from Rule 30, Section 1, para 9, pg 121)

- 2. POSITION IN MOTION.** Rider should sit the jog and not post. At the lope, rider should be close to saddle. All movements of horse should be governed by the use of subtle aids; the shifting of rider's weight is not desirable. Shoulders to be square and back. Head straight and level. The heel should be down and the ball of the foot resting on the stirrup. The lower portion of the rein arm should be parallel with the ground and the reining hand over or slightly in front of the saddle horn. The knuckles of the reining hand should be vertical with the ground when using a closed rein.

B. SCORING

When a pattern is used in Western Seat Equitation/Horsemanship the following score system will be used. The scoring will be on the basis of 0-infinity, with 70 denoting an average performance. The individual maneuvers are scored in ½ point increments from -3 extremely poor, -2 very poor, -1 poor, 0 average or correct, +1 good, +2 very good, +3 excellent, with a score of 0 denoting a maneuver that is correct with no degree of difficulty. Exhibitors overall form and

effectiveness should also be scored from 0 to 5 with 0 to 2 average, 3 good, 4 very good, 5 excellent.

Penalties. Maneuver evaluations and penalty applications are to be determined independently. The following penalties will be applied for each occurrence and will be deducted from the final score:

One (1) point penalties include:

- Tick or hit of cone*
- Over or under turn from 1/8 to 1/4*
- Break of gait at a walk, jog up to two strides*

Three (3) point penalties include:

- Incorrect lead or break of gait (except when correcting an incorrect lead) at the lope*
- Not performing the specific gait, maneuver, or not stopping when called for in the pattern within 10 feet (3 meters) of the designated location*
- Break of gait at walk, jog or trot for more than 2 strides*
- Loss of stirrup.*
- Head carried too low and/or showing the appearance of intimidation*
- Bottom of boot not touching pad of stirrup at all gaits including the backup*
- Obviously looking down to check leads*

Five (5) point penalties include:

- Loss of rein*
- Use of either hand to instill fear or praise while on pattern*
- Holding the saddle or saddle horn with either hand*
- Cueing with the end of the romal*
- Spurring in front of the cinch*
- Blatant disobedience including kicking, pawing, bucking and rearing*

Disqualifications include:

- Failure by exhibitor to wear correct number in a visible manner*
- Willful abuse*
- Excessive schooling or training*
- Fall by horse or exhibitor*
- Illegal use of hands on reins*
- Use of prohibited equipment and illegal equipment*
- Lameness*

Off Pattern (OP): Exhibitors going off pattern, knocking over or on wrong side of cone, never performing specified gait, lead, or overturning more than ¼ turn than designated, shall not be disqualified, but must always place below exhibitors not incurring a disqualifying fault.

Section 3. SPECIAL AWARDS

1. **THE JOELLE BURK MEMORIAL PERPETUAL TROPHY**

A Perpetual trophy donated by Joe & Jan Burk. To be awarded to the high point 10 & under equitation rider in the B-System. Points must be earned in all three seats, (i.e., Hunter Seat Equitation, Saddle Seat Equitation, and Western Seat Equitation). The one earning the most points in one or two seats, and if no one qualifies it will be awarded to a walk trot equitation participant with the one earning the most points in walk trot equitation classes being declared the winner.

2. **THE GEORGE SCHRAMM MEMORIAL SADDLE SEAT PERPETUAL TROPHY**

This award is based on total points from “B”-System Saddle Seat Pleasure Equitation and HS/SS Jr./Sr. Am. Pattern only classes. Medal classes are not to count.

3. **GLADYS CLUPHF MEMORIAL EQUITATION PERPETUAL TROPHY, JUNIOR EXHIBITOR**

A Perpetual trophy donated by the former Kittitas Valley Riders (Marge Skeen). Based on the total number of points from ALL High Score Awards in the Equitation Division.

4. **GLADYS CLUPHF MEMORIAL EQUITATION PERPETUAL TROPHY, SENIOR EXHIBITOR**

A Perpetual trophy donated by the former Kittitas Valley Riders (Marge Skeen). Based on the total number of points from ALL High Score Awards in the Equitation Division.

Section 4. B-SYSTEM HIGH SCORE AWARDS

SHOWMANSHIP IN HAND, ENGLISH OR WESTERN

Exhibitors will be asked to demonstrate their ability to lead, turn, set-up and move their animals as the Judge directs. The Judge may ask exhibitors to perform other tests. Judges' techniques and procedures will vary. The following principles always apply: individual tests must be performed with Official(s) involved in the test in the same relative position to each exhibitor. The exhibitor shall not stand directly in front of the horse. The exhibitor shall always lead, back, or move the horse from the left (near) side, unless otherwise specified in the pattern. All turns of 180 degrees or more shall be to the right, with the exhibitor walking to the right around the horse. Forehand turns of any degree to either direction are permissible. Quartering system is mandatory. Judges must penalize any exhibitor that does not demonstrate the quartering system. Horses may be shown according to breed type. Shows may combine English and Western Showmanship. If separated, both must be offered

Hunter Seat: Appropriate Hunter attire and horses are to be shown in a Hunter bridle or plain leather halter, *with leather leadline with or without chain*. Spurs, crops or bats are prohibited.

Saddle Seat: Appropriate Saddle Seat Attire and horses are to be shown in an appropriate bridle or show halter, whips are permitted. Spurs are prohibited.

Western: Western attire and appropriate show halter to be used. Chaps and spurs are prohibited.

1. **JR. EX. 10 & UNDER**
2. **JR. EX. 11-13**
3. **JR. EX. 14 - 18**
4. **SR. AM. 19 & over (Stallions Permitted)**
5. **LIMIT HANDLER JR/SR AM**
6. **GREEN HANDLER 1st/ 2nd Yr. JR/SR AM**

HUNTER SEAT EQUITATION (NOT TO JUMP)

Competitors shall enter the ring and proceed around the ring at each gait and, on command, reverse and repeat. Riders may be asked to work collectively without stirrups in 14 & over and open classes. The order to reverse can be executed by turning toward or away from the rail. Light contact with horse's mouth *is* required. Entries then line up on command. Any or all riders may be required to execute any appropriate tests included in class requirements. Tests must be on the flat. Judges are encouraged to call for at least two tests of the top contestants.

Options:

- a. Rail work showing three gaits (two for w/t) both directions and a back up either on the rail or in line up.
- b. Pattern work only, with no rail work required.
- c. A combination of pattern & rail work.

7. **JR. EX. 13 & UNDER**
8. **JR. EX. 14-18**
9. **SR. AM. 19-49 (Stallions Permitted)**
10. **SR . AM 50 & OVER (Stallions Permitted)**

11. SADDLE SEAT & SADDLE SEAT PLEASURE EQUITATION, JR/SR AM

Riders enter the ring turning to the right and proceed counter-clockwise. The order to reverse can be executed by turning either towards or away from the rail. Entries will line up on command and any or all riders may be required to execute any appropriate tests included in class requirements. Judges are encouraged to call for at least two tests of the rail work and the individual tests. When individual tests are called for, the judge's opinion rests on a 50-50 analysis of the rail work and the individual tests. The fall of a horse or rider does not necessarily cause elimination but is penalized at the Judge's discretion. Judges may not penalize for non-conventional colors. Day coats are allowed.

Options:

- a. Rail work showing three gaits (two for w/t) both directions and a backup either on the rail or in line up.
- b. Pattern work only, with no rail work required.
- c. A combination of pattern and rail work.

12. **HUNTER SEAT/SADDLE SEAT EQUITATION, JR/SR. AM.-
PATTERN ONLY**

Each contestant will be required to complete a pattern. The performance begins when the horse and rider combination enters the ring. Communication between horse and rider should be subtle and should not be obvious. Horses' gaits should be ridden with the same cadence and speed, as you would find on the rail phase. Patterns may consist of but are not limited to; walk, sitting trot, trot, extended trot, demonstrating a change of diagonal, canter, hand gallop, in a straight line, curved line, serpentine, circle, figure 8, or combination of these gaits and maneuvers, stop, back in a straight or curved line, turn or pivot, side pass, two track, leg yield, flying or simple change of the lead (Saddle Seat riders cannot be asked to demonstrate a flying lead change), counter canter, or ride without irons. The exhibitors will not be asked to mount or dismount. The ideal pattern is extremely precise with the horse and rider working in complete unison, executing each maneuver with subtle aids and cues. The exhibitors overall poise, confidence, appearance, and position throughout the class as well as the physical appearance of the horse will be evaluated. The class is to be judged on the overall appearance of the exhibitor and horse, position of the rider, performance of the pattern, and performance of the horse and rider. Appropriate hunter seat or saddle seat attire is required.

13. **ENGLISH EQUITATION, LIMIT RIDER JR/SR AM, W/T**

To be shown both ways of the ring at walk/trot only. Judged on hands, seat and suitability of horse to rider. *Cross entry is permitted into walk/trot and 3 gait classes.*

14. **ENGLISH EQUITATION, LIMIT RIDER JR/SR AM**

To be shown both ways of the ring at a walk/trot/intermediate gait, and canter. Judged on hands, seat and suitability of horse to rider. *Cross entry is permitted into walk/trot and 3 gait classes.*

15. **ENGLISH EQUITATION, GREEN RIDER 1st & 2nd YR
JR/SR AM, W/T**

To be shown both ways of the ring at a walk and trot. Judged on hands, seat and suitability of horse to rider. Cross entry is permitted into walk/trot and 3 gait classes.

16. **ENGLISH EQUITATION, GREEN RIDER 1st & 2nd YR
JR/SR AM**

To be shown both ways of the ring at a walk/trot/intermediate gait and canter. Judged on hands, seat and suitability of horse to rider. Cross entry is permitted into walk/trot and 3 gait classes.

WESTERN SEAT EQUITATION

Riders enter the ring at a walk or jog/intermediate gait and are judged at a flat-footed four beat walk, two beat jog/intermediate gait, and a three beat lope both ways of the ring. The order to reverse may be executed by turning toward or away from the rail. All competitors are required to

back in a straight line during the line up or on the rail. Judges are encouraged to call for a least two tests to be performed by competitors being considered for an award. Due to the difficulty of properly fitting tack, riders shall not be asked to change horses. Results as shown by the performance of the horse are not to be considered more important than the method used to obtaining them.

Riders will be judged on seat, hand, performance of horse, appointments of horse and rider, and suitability of horse to rider. Female riders astride may wear split skirts. Acceptable bits to include Standard Western bits. Snaffles and Bosals for Junior horses 5 and Under, with rider using two hands is permissible.

Options:

- a. Rail work showing three gaits (two for w/t) both directions and a backup either on the rail or in line up.
- b. Pattern work only, with no rail work required.
- c. A combination of pattern & rail work.

17. **JR. EX. 13 & UNDER**

18. **JR. EX. 14-18**

19. **SR. AM. 19-49 (Stallions Permitted)**

20. **SR. AM. 50 & OVER (Stallions Permitted)**

21. **WESTERN SEAT HORSEMANSHIP, JR/SR. AM.-PATTERN ONLY**

Each contestant will be required to complete a pattern. The pattern is to be designed to test the horseman's ability. The pattern may include but is not limited to; walk, jog, extended jog, lope, extended lope, in a straight line, curved line, serpentine, circle, figure 8, or combination of these gaits and maneuvers, stop, back in a straight or curved line, turn or pivot, including spins and rollbacks on the haunches, forehand turn, sidepass, two track, leg yield, flying or simple change of the lead, counter canter, or ride without stirrups. The exhibitors will not be asked to mount or dismount. The performance begins when the horse and rider combination enters the ring. The western seat equitation class is designed to evaluate the rider's ability, in conformity with his or her horse, a set of maneuvers that has been posted with smoothness and precision while exhibiting poise and confidence and maintaining a balanced, functional, fundamentally correct body position. The ideal pattern is extremely precise with the horse and rider working in complete unison, executing each maneuver with subtle aids and cues. The exhibitors overall poise, confidence, appearance, and position throughout the class as well as the physical appearance of the horse will be evaluated. The class is to be judged on the overall appearance of the exhibitor and horse, position of the rider, performance of the pattern, and performance of the horse and rider. Appropriate western attire must be worn.

22. **WESTERN EQUITATION, LIMIT RIDER JR/SR AM, W/J**
Riders enter the ring at a walk or jog/intermediate gait and are judged at a flat-footed four beat walk and two beat jog/intermediate gait both ways of the ring. Judged on hands, seat and suitability of horse to rider. Cross entry is permitted into walk/trot and 3 gait classes.
23. **WESTERN EQUITATION, LIMIT RIDER JR/SR AM**
Riders enter the ring at a walk or jog/intermediate gait and are judged at a flat-footed four beat walk, two beat jog/intermediate gait, and a three beat lope both ways of the ring. Judged on hands, seat and suitability of horse to rider. *Cross entry is permitted into walk/trot and 3 gait classes.*
24. **BAREBACK HORSEMANSHIP, ENGLISH OR WESTERN, JR/SR AM**
Riders to wear appropriate English or Western riding apparel. Horses are to be worked both ways of the ring at a walk, jog/trot/intermediate gait, and canter/lope, and shall always be on the correct lead. Riders may be asked for any additional tests the Judge may deem necessary. Riders shall not be asked to dismount and mount. Judged on hands, seat and suitability of horse to rider.
- Options:
- a. Rail work showing three gaits both directions and a back either on the rail or in line up.
 - b. Pattern work only, with no rail work required.
 - c. A combination of pattern & rail work.
25. **WESTERN EQUITATION, GREEN RIDER 1st & 2nd YR W/J**
Riders enter the ring at a walk or jog/intermediate gait and are judged at a flat footed four beat walk and two beat jog/intermediate gait both ways of the ring. Judged on hands, seat and suitability of horse to rider. Cross entry is permitted into walk/trot and 3 gait classes.
26. **WESTERN EQUITATION, GREEN RIDER 1st & 2nd YR**
Riders enter the ring at a walk or jog/intermediate gait and are judged at a flat footed four beat walk, two beath jog/intermediate gait and a three beat lope both ways of the ring. Judged on hands, seat and suitability of horse to rider.
27. **EQUITATION, WALK/TROT E/W RIDERS 10 & UNDER**
Hunter Seat, Saddle Seat or *Western* Seat (chaps optional), Hooded stirrups permitted. To be shown both ways of the ring at a walk and jog/trot/intermediate gait. Not to canter/lope. Judged on seat, hands, and general horsemanship. Suitability of mount to rider to be considered. Rider may not cross enter to any lope or canter classes in the same show, except W/T Pleasure, Limit W/T or W/J Equitation or Pleasure and W/T Trail Classes. (Note: Cross entry restriction is on the rider; it does not apply to the horse.) Recommend ribbons to eight places: participation ribbons to all.

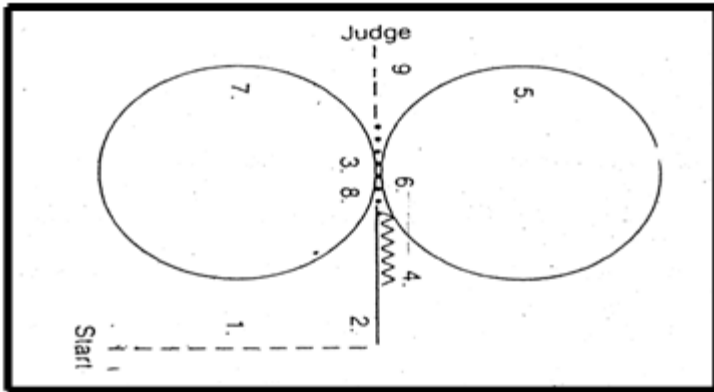
28. **LEADLINE EQUITATION (E/W), RIDERS 6 & UNDER**
Recommend ribbons to eight (8) places; participation ribbons to all. Saddle Seat, Hunter Seat, or Western Seat tack and appointments. Hooded stirrups are permitted. Riders to wear an ASTM/SEI approved helmet properly fitted with harness in place at all times when mounted. Spurs are prohibited. To be led from the ground by a Senior (**19 & over**). **Horse to be led by lead shank attached to a halter.** To be shown both ways of the ring at a walk only. Rider may not be tied in the saddle in any way. If feet are not in the stirrups, the exhibitor may be penalized. Judged on seat, hands, and general horsemanship. Suitability of mount to rider to be considered. No cross entry to any other ridden/driven class in the show, except Leadline Trail. Leadline riders may enter 10 & under showmanship. The lead person should conform to proper English or Western attire and be consistent with the rider. (Note: Cross entry restriction is on the rider; it does not apply to the horse.)
29. **WALK /WHOA EQUITATION, ENGLISH OR WESTERN, RIDERS 8 YRS. & UNDER**
Saddle Seat, Hunter, or Western Seat tack and appointments. Hooded stirrups are permitted. Riders to wear an ASTM/SEI approved helmet properly fitted with harness in place at all times when mounted. Spurs are prohibited. To be shown both ways of the ring at a walk only. Riders to be asked to halt their mounts on the rail each way of the ring, and back a few steps in the line-up. Judged on seat, hands, and general horsemanship. Suitability of mount to rider to be considered. No cross entry to any other ridden/driven class in the show except 10 & Under Showmanship. (Note: Cross entry restriction is on the rider and does not apply to the horse.)
30. **LWSC-BURKHEIMER WESTERN EQUITATION MEDAL, JUNIOR 18 & UNDER & SENIOR-AMATEUR 19 & OVER.**
Open to Junior and Senior-Amateur WSH members. All contestants will perform the pattern, which must be selected by the Judge from those diagrammed in the Rulebook and posted at least one hour before the class is called. Simple or flying changes are acceptable for a pattern containing lead changes. Execution and correct form of both horse and rider, while maintaining a pleasurable ride are the main criteria for this class. Emphasis shall be placed on horse and rider working together. Rail work is optional at the discretion of the Judge. Any of the top four riders may be asked to perform one or more additional tests, USEF 1-11. Backing must be included in either the pattern or the lineup. To fill a class, three competitors must complete the pattern and show in proper tack and personal appointments. Shows are responsible for cost of medal (Contact HS Director to purchase) and ribbons to at least five places. No limit on number of medals won. WSH/High Score Award rules to be followed. See patterns 1-3 as follows for directions.

**LWSC-BURKHEIMER WESTERN EQUITATION MEDAL, JUNIOR
18 & UNDER & SENIOR-AMATEUR 19 & OVER
PATTERN #1**

The Judge will indicate the length of the pattern with markers.

1. Walk to working position along fence.
2. Lope to center on either lead.
3. Stop.
4. Back.
5. Lope large circle to the right on the right lead.
6. Jog.
7. Lope large circle to the left on the left lead.
8. Jog.
9. Walk to Judge for inspection until dismissed.

Note: On steps #5 and #8, the rider has the option of doing flying or simple changes of lead. If performing flying changes, the two “jog” phases (#6 & #8) are not performed.

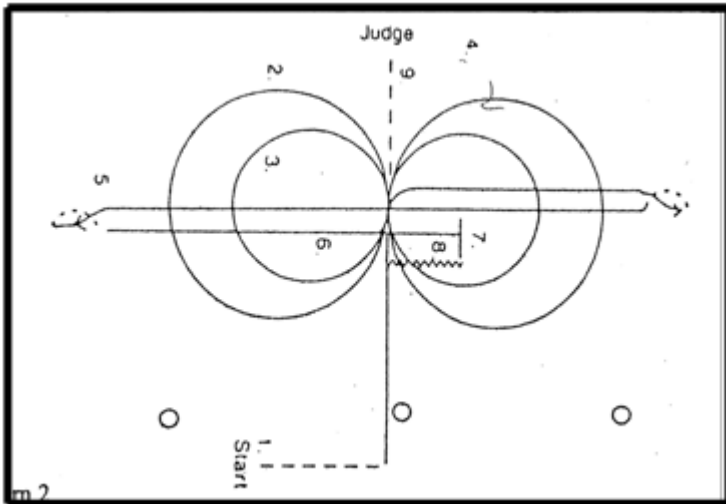


**LWSC-BURKHEIMER WESTERN EQUITATION MEDAL, JUNIOR
18 & UNDER & SENIOR-AMATEUR 19 & OVER**

PATTERN #2

The Judge will indicate the length of the pattern with markers.

1. Walk to working position.
2. Lope a large Figure 8 beginning in either direction.
3. Lope a small Figure 8.
4. Lope past the marker at end of course and do rollback.
5. Lope past the marker at opposite end and roll back in opposite direction to the last rollback.
6. Lope slightly past center of course.
7. Stop.
8. Back.
9. Walk to the Judge for inspection until dismissed.

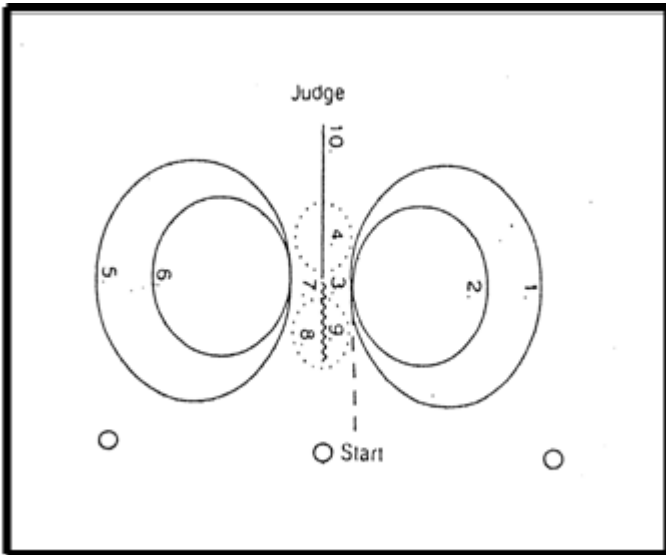


**LWSC-BURKHEIMER WESTERN EQUITATION MEDAL, JUNIOR
18 & UNDER & SENIOR-AMATEUR 19 & OVER**

PATTERN #3

The Judge will indicate the length of the pattern with markers

1. Lope a large, fast circle to the right.
2. Continue in a small, slow circle to the right.
3. Stop in center.
4. Perform a 360 degree turn over the hocks to the right.
5. Lope a large, fast circle to the left.
6. Continue in a small, slow circle to the left.
7. Stop in center.
8. Perform a 360 degree turn over the hocks to the left.
9. Back.
10. Walk to the Judge for inspection until dismissed.



RULE 20 – HUNTER & JUMPER DIVISION

Section 1. SPECIAL AWARDS

1. **MCCLEAVE-CLEARBROOK PERPETUAL TROPHIES B-SYSTEM**
 - a. **JUMPERS**

Follow local classifications, except minimum height of jumps.
 - b. **JUMPERS - JUNIORS/AMATEURS**
 - c. **JUNIOR HUNTER**

To be awarded to the Junior Hunter receiving the most points.
 - d. **REGULAR WORKING HUNTER**

Includes Regular Working Hunter classes following local specifications.
 - e. **ADULT-AMATEUR HUNTERS OVER FENCES**

2. **WASHINGTON HORSE BREEDERS PERPETUAL B-SYSTEM SHOW HORSE**

To be eligible, horses must be foaled in the State of Washington and be registered with the New York Jockey Club. Horses must be entered under their full registered names, and show names, if different. Proof of registration required. Points won in all B-System Hunter, Jumper, and Road Hack classes, for which the horse is recorded, as listed in the WSH Rule book, will count toward this award. For a horse to have points counted toward this award, exhibitor must indicate on annual recording form that it is a Washington-Bred Thoroughbred and include a photo copy of registration papers.

3. **THE HELEN CHAPMAN MEMORIAL HUNTER AWARD**

A Perpetual award to be awarded to the horse/rider combination accumulating the highest total points during a show season from the following classes/sections: Low Working Hunter, Regular Working Hunter, and Junior Hunter. Bonus points shall be awarded to a Hunter Champion and Reserve Champion in the above Sections. Hunter Under Saddle classes count only in conjunction with a Championship. At the end of the season a bonus of twenty (20) points will be awarded to any Washington-Bred Thoroughbred competing. Proof of Jockey Club registration is required, and the horse must be shown under registered name and show name if different.

4. **JULIE A. LARSON HIGH SCORE BEGINNING HUNTER OVER FENCES**

A Perpetual trophy donated by the Central Washington Hunter Jumper Association. In memory of Julie Larson for her dedication to children and young adults. As an educator, Julie made learning fun and interesting in the classroom, in a stream teaching salmon recovery, or with horses. She felt that if every child had a horse and a good role model they would not be in trouble.

RULE 21 – MINIATURE HORSE DIVISION

Section 1. SHOW RULES

1. Classes in this division are open to all horses 9.2 hands (38”) and under. Registration with AMHR or AMHA is required. Miniatures may be cross entered to any other class for which they qualify by height. This will not jeopardize their eligibility for classes restricted to Miniatures at the same or other shows.
2. *Jr Exhibitors 13-18 years may show a junior stallion (24 months and younger) in in-hand classes only.*
3. Pleasure Driving classes: To enter the ring in harness at a trot/intermediate gait. To be shown at a flat-footed walk, working trot/intermediate gait, and trot on/increased intermediate gait (extreme speed to be penalized) both ways of the ring. Emphasis on the flat-footed walk. To stand quietly. May be asked to back. Judged 70% on manners, performance, condition, and style; 20% on fit, condition and appropriateness of harness and vehicle; and 10% on conformation.

Section 2. HIGH SCORE AWARD RULES

1. The A-and B-Systems are combined; one participation fee is required. Consult the Pleasure Driving Division for additional awards information on driving.

Section 3. SPECIAL AWARDS

1. **HIGH POINT MINIATURE HORSE PERPETUAL AWARD**
A Perpetual trophy donated by Steve Bryson. To be awarded to the Miniature Horse earning the highest point total from all classes in the Miniature Horse Division, including both halter and performance.

Section 4. HIGH SCORE AWARDS

1. **MINIATURE HORSE HALTER, 38” & UNDER, ANY AGE, ANY SEX**
To be shown in hand at a walk and trot. Horses must also be viewed in motion from the side. To be shown square, not stretched, which means all four feet are flat on the ground and at least one front, and one rear cannon bone is perpendicular to the ground. Horses may be shown clipped or in full coat. Horses must be serviceably sound, in good condition, and well-groomed. Transmissible weakness and unsoundness to be penalized. Judges must check teeth in all horses, except geldings. In no case shall a smaller horse be placed over a larger animal with better conformation. To be judged on conformation, quality, presence, way of going, and type.
2. **MINIATURE HORSE OBSTACLE IN HAND, 38” & UNDER**
Class to include no less than five (5) or more than eight (8) obstacles. They should be interesting, inviting, and safe for both horse and handler. Obstacles may include but need not be limited to back through,

side pass, walk over plastic, walk through water, ground tie (only in a safe enclosed arena), jump (not to exceed one foot in height), and serpentine through obstacles. Horses should not be penalized for hesitating and showing interest in an obstacle. Handlers not required to negotiate the obstacles. Judged as a Trail horse class.

NOTE: Mandatory dimensions of obstacles will not apply to Miniatures due to the size of the horse.

NOTE: Although entries will not be timed, it is recommended that the course can be completed within two minutes.

3. **MINIATURE HORSE PLEASURE DRIVING, 38" & UNDER**
Open to all horses 38" & under. Specifications of Pleasure Driving Horse, Open. To enter the ring in harness at a trot/intermediate gait. To be shown at a flat-footed walk, working trot/intermediate gait, and trot on/increased intermediate gait (extreme speed to be penalized) both ways of the ring with emphasis on the flat-footed walk. To stand quietly and back readily. Judged 70% on manners, performance, condition and style; 20% on fit, condition and appropriateness of harness and vehicle; and 10% on conformation.
4. **MINIATURE HORSE IDEAL DRIVING, 38" & UNDER**
 1. The horse will perform two (2) disciplines in one (1) class. Harness (Pleasure) Driving & Halter in Hand. The two (2) disciplines are to be judged equally and combined for final placing. Any horse disqualified for one (1) division is disqualified from the class.
 - a. There will be one (1) class: Stallion, Geldings and Mares combined.
 - b. Each division will be subject to the Open class rules for that division -unless otherwise stated in class description.
 - c. Horse must be Three (3) years of age or older.
 - d. No youth under eighteen (18) may show a stallion.
 - e. One (1) Assistant or Header will be allowed in the arena only for the heading & unharnessing of the horse.
 - f. Exhibitor and assistant must be properly attired.
 2. Class Procedure:
 - a. Horse will enter the arena at a working trot, then perform the gaits both directions and any other maneuver asked for by Judge. Horse will be asked to back.
 - b. The call judge will blow whistle or signal the drivers and headers, as a team to remove cart and harness from horse and do any grooming or halter changes. Each horse and handler will go to the rail in the order of completion. After a two (2) minute time limit the call judge will again blow whistle or signal time up. Any horse not removed from cart or harness and not on the rail will be disqualified.
 - c. Headers will be asked to exit the arena with cart and harness, in an orderly manner.

- d. HORSES ARE TO REMAIN IN THE SAME ORDER FOR THE REST OF THE CLASS AS THEY WENT TO RAIL.
- e. Horses will be judged at halter. No teeth will be checked. Horses will line up head to tail for inspection. Horses will not be asked to move, being they showed movement in cart. Sponsored by: Pat West/Tara Sandall.

5. MINIATURE HORSE DISCIPLINE RAIL, 38" & UNDER

- 1. General Regulations and Requirements
 - a. This class is to show the ability of a highly trained Miniature.
 - b. Entries should give the appearance of being a pleasure.
 - c. To be shown in a two wheeled vehicle.
 - d. Boots or bandages are prohibited.
 - e. To stand quietly and back readily.
 - f. To enter the ring at a normal (working) trot.
 - g. To be shown at a flat-footed walk, a normal (working) trot & a strong trot (trot on), both ways of the ring.
- 2. Class Procedure
 - a. Miniatures shall perform work on the rail that will include, but not be limited to:
 - 1. A flat-footed walk, normal (working) trot.
 - 2. A strong trot (trot on), not to exceed twice around the ring.
 - 3. Starting with a flat-footed walk, through a normal (working) trot to a strong trot (trot on).
 - 4. Stand quietly.
 - 5. Pivot (Miniature to side pass as though there were a wall in front and behind with one wheel rolling).
 - 6. Pivot not to exceed 90 degrees. (Judge may ask for both right and left or either.)
 - 7. Dismount from the cart and remount. (No headers to be used and reins to be held at all times). (sponsored by Christina Klein)

RULE 22 - MISCELLANEOUS

Section 1. LONGE LINE, 3 & UNDER

- a. To be shown in a regular type halter with only a longe line attached by the snap. A longe whip is permitted.
- b. Use of circle is necessary and should be 25 foot radius.
- c. Personal attire and appointments should be that of Halter or Showmanship. English prospects may be braided.
- d. Judge to be outside the longing circle.
- e. At the signal each exhibitor will have 90 seconds to individually present his horse, starting in either direction. The horse should demonstrate a walk, jog/trot and lope/canter each direction. Playing on the line not to be penalized. This class is to reward movement, manners/expression/attitude and conformation. Judged as a pleasure prospect. May be penalized for excessive bucking, charging, or displaying traits undesirable in pleasure horses, (e.g., pinning ears or wringing tail).
- f. Bleeding, raw or broken skin will eliminate an entry.
- g. Exhibitors remain in the ring after showing.
- h. Judged on movement 60%; manners 20%; conformation 20%
Balance and athletic capabilities are to be emphasized.
- i. Equines shown in longe line cannot be crossed entered into riding classes at the same show. May be shown in other in hand classes.
- j. An exhibitor will only show one (1) horse.

RULE 23 – MORGAN HORSE DIVISION

Section 1. SPECIAL AWARDS

1. MORGAN HORSE CLUB OF WASHINGTON PERPETUAL TROPHIES

a. HIGH POINT MORGAN PERFORMANCE HORSE, A-SYSTEM

This trophy is to be awarded to the Morgan Horse with the highest total points in Open Morgan and complementary Morgan classes in A-System shows. Perpetual trophies donated by the Morgan Horse Club of Washington State.

b. HIGH POINT MORGAN PERFORMANCE HORSE, B-SYSTEM

This trophy is to be awarded to the Morgan Horse with the highest total points in Open Morgan and complementary Morgan classes in WSH B-System shows. Perpetual trophies donated by the Morgan Horse Club of Washington State.

c. HIGH POINT MORGAN PERFORMANCE HORSE IN OPEN COMPETITION

This trophy is to be awarded to the Morgan Horse with the highest total points in Open Competition from A- and B-Systems, then if no qualifying horses, A- or B-Systems. WSH High Score Award Open classes to count. No Morgan Division classes count. Perpetual trophies donated by the Morgan Horse Club of Washington State.

d. MORGAN JUNIOR EXHIBITOR ALL AROUND HIGH POINT “B” SYSTEM

- i. Open to any junior exhibitor riding a registered Morgan (AMHA) and signed up for WSH High Score Horse Show Awards. (Sponsored by Midnight Mountain Farm).
- ii. Points to count from “B” System shows only from all Open classes in performance and equitation divisions offered at a WSH “B” System show. Except Halter
- iii. Points counted on same horse/rider combination. Combination (H/R) must be signed up for WSH yearend awards in each class that points are counted.

RULE 24 – PAINT/SOLID PAINT BRED/BSP HORSE DIVISION

Section 1. SHOW RULES

1. APHA approved classes are to be conducted under American Paint Horse Association Rules.
2. It is suggested that we approve only designated classes instead of the entire show.

Section 2. HIGH SCORE AWARD RULES

1. APHA registration is required.
2. If Solid Paint-bred/breeding stock Paint classes are not offered, all Solid Paint-bred/breeding stock Paints must enter All Other Breed classes for points to count towards year-end awards in that Division.

Section 3. SPECIAL AWARDS

1. **THE SKIP-A-DOLLAR MEMORIAL PERPETUAL TROPHY**
(Donated by the Washington State Paint Horse Club)
To be awarded as the High Point Performance trophy to a Paint Horse, recorded and participating in WSH High Score Awards, and registered with the APHA. Classes to count: Paint Western Pleasure Horse, Paint Trail Horse, Paint Bridle Path Hack, Paint Reining, and Paint Western Riding, including both A- and B-Systems. Solid Paint-bred/Breeding Stock Paint not eligible.

Section 4. HIGH SCORE AWARDS.

1. **PAINT HORSE HALTER, ANY AGE, ANY SEX**
The Judge shall make an individual examination for conformation defects, soundness, and way of travel of each horse at the walk and jog-trot as it is led directly to and away from the Judge, and additionally, the jog from a direct side angle. If desired, the Judge may ask for any further individual examination. Any deviation from correct leg conformation and way of going shall be penalized. The horse must move straight and true.
2. **PAINT HORSE HUNTER UNDER SADDLE (BPH)**
Not to jump. To be shown at a walk, trot, and canter both ways of the ring. Horses may change gaits at the flat-footed walk or trot at the Judge's discretion. Light contact with horse's mouth recommended. Horses should back easily and stand quietly. At Judge's option, all or just top eight (8) horses may be required to hand gallop, one or both ways of the ring. Never more than eight (8) horses to hand gallop at one time. At the hand gallop, Judge may ask the group to halt and stand quietly on a free rein (loosened rein).
3. **PAINT WESTERN PLEASURE HORSE**
Horses are to be shown at a walk, jog and lope with forward motion on a reasonably loose rein with-out undue restraint. It is mandatory that a moderate extension of the jog be asked for in at least one direction.

Horses must work both ways of the ring at all three gaits to demonstrate their ability with the different leads. A horse will not be penalized for passing. A judge may back only the finalist. Horses are to reverse to the inside, away from the rail. Horses may be required to reverse at a walk or jog or may be required to go from any gait to any other gait at the discretion of the judge. Forward motion must be maintained. No contestant will be asked to reverse at the lope.

Section 5. SOLID PAINT-BRED/BREEDING STOCK PAINT

1. SPECIAL AWARD BREEDING STOCK PAINT HIGH POINT PERPETUAL TROPHY

To be awarded to the SPBS recorded for WSH High Score Awards, earning the most points in SPBS Halter, SPBS Hunter Under Saddle & SPBS Western Pleasure.

RULE 25-PALOMINO HORSE DIVISION

Section 1. SPECIAL AWARDS

1. HIGH POINT PALOMINO HORSE PERPETUAL TROPHY

A Perpetual trophy donated by B&B Stables – Art & Barb Hento. To be awarded to the Palomino Horse, recorded for WSH High Score Awards, earning the most points in the B-System. Classes from the Driving, English, Hunter/Jumper, Palomino, Reining, and Western Divisions to count. To be eligible, horses must be registered with either the Palomino Horse Association (PHA) or the Palomino Horse Breeders of America (PHBA), and papers must be submitted to the WSH Horse Show Division with the recording.

RULE 26 – PINTO HORSE DIVISION

Section 1. SHOW RULES

1. Follows PtHA rules if Breed Association approved.
2. Breeding Stock Pinto horses must enter All Other Breeds classes at show if Breeding Stock class is not offered.

Section 2. SPECIAL AWARDS

1. HIGH POINT PINTO PERFORMANCE HORSE PERPETUAL AWARDS

To be awarded to the High Point Western Pinto and the High Point English Pinto Horse in the A- and B- Systems. WSH recognized Open and PtHA recognized performance classes in WSH approved shows to count. PtHA registered horses are eligible. Exhibitors may elect to apply points from Driving classes to either the English or Western award.

- a. **HIGH POINT PINTO ENGLISH PERFORMANCE HORSE**
- b. **HIGH POINT PINTO WESTERN PERFORMANCE HORSE**

Section 3. HIGH SCORE AWARDS

1. PINTO HORSE HALTER, ANY AGE, ANY SEX

To be shown in hand at a walk and jog. Not all conformation types are traditionally shown in the same manner. Whereas Stock types usually walk into the ring, Hunter types may enter at a walk or a trot, at the Judge's discretion, but must be trotted past the Judge to allow assessment of soundness and length of stride. Pleasure and Saddle types are normally brought into the ring at a trot, that gait being an important aspect of their conformation types. Judged on conformation, type, quality, and way of going with attention to the type of conformation and associated expectation in the case of classes not divided by type.

2. PINTO PERFORMANCE HORSE, ENGLISH

To enter the ring at a normal trot. To be shown at a walk, trot, and canter both ways of the ring. Saddle/Pleasure types: Required to walk prior to execution of change of gait. Judge may ask for a strong/extended walk, trot, and/or canter. Special emphasis should be placed on the walk. Horses may be asked to back.

3. PINTO PERFORMANCE HORSE, WESTERN

Horses to be shown at a walk, jog, and lope, both ways of the ring, on a reasonably loose rein, without undue restraint. Judge may ask for an extended walk, jog, and/or lope. Special emphasis should be placed on the walk. All horses being considered for an award are required to back in a straight line. To be judged on performance, manners, conformation, suitability, and appointments.

RULE 27 – PONY DIVISION

Section 1. SHOW RULES

1. See Driving Division, Pleasure Section, for harness class specifications.
2. Adults may ride ponies.
3. Ponies may cross enter between pony and horse classes.
4. Tailers not permitted for Modern Shetland Ponies and Hackney Ponies.
5. Modern Shetland Ponies may be braided per class breed standards.

Section 2. HIGH SCORE AWARD RULES

1. See Driving Division, Pleasure Section.
2. Regular points count from Championship and Championship Stake classes.

Section 3. HIGH SCORE AWARDS

1. **PONY PLEASURE IN HAND, 14.2 HANDS & UNDER, ANY AGE, ANY SEX**

Class may be divided by height and/or sex. Registration not required. To be shown in **a** halter or stallion bridle at a walk and trot/intermediate gait as the Judge directs. Modern Shetland Ponies may be braided as per breed standards. Judged on manners, way of going, and disposition 60%, and on conformation and quality 40%. *This is NOT a qualifying class for a Championship Halter Class.*

2. **PONY PLEASURE DRIVING, 14.2 HANDS & UNDER, OPEN**

Registration not required. To enter the ring in harness at a trot/intermediate gait. To be shown at a flat-footed walk, working trot/intermediate gait, and trot on/increased intermediate gait (extreme speed to be penalized) both ways of the ring, with emphasis on the flat-footed walk. To stand quietly. May be asked to back. Judged 70% on manners, performance, condition, and style; 20% on fit, condition and appropriateness of harness and vehicle; and 10% on conformation.

3. **PONY PLEASURE DRIVING, 14.2 HANDS & UNDER, GREEN 1ST & 2ND YR**

Registration not required. To enter the ring in harness at a trot/intermediate gait. To be shown at a flat-footed walk, working trot/intermediate gait, and trot on/increased intermediate gait (extreme speed to be penalized) both ways of the ring, with emphasis on the flat-footed walk. To stand quietly. May be asked to back. Judged 70% on manners, performance, condition, and style; 20% on fit, condition and appropriateness of harness and vehicle; and 10% on conformation. Open to exhibitors or equines in their first or second year of showing in this discipline.

4. **IDEAL PONY DRIVING, 14.2 HANDS & UNDER**

1. The pony will perform two (2) disciplines in one (1) class. Harness (Pleasure) Driving & Halter in Hand. The two (2) disciplines are to be judged equally and combined for final placing. Any pony disqualified for one (1) division is disqualified from the class.

- a. There will be one (1) class: Stallion, Geldings and Mares combined.
- b. Each division will be subject to the Open class rules for that division -unless otherwise stated in class description.
- c. Pony must be Three (3) years of age or older.
- d. ***No Youth eighteen (18) & under may show a stallion.***
- e. One (1) Assistant or Header will be allowed in the arena only for the heading & unharnessing of the pony.
- f. Exhibitor and assistant must be properly attired.

2. Class Procedure:

- a. Pony will enter the arena at a working trot, then perform the gaits both directions and any other maneuver asked for by the Judge(s). Pony will be asked to back.
- b. The call judge will blow whistle or signal the drivers and headers, as a team to remove cart and harness from Pony and do any grooming or halter changes. Each pony and handler will go to the rail in the order of completion. After a two (2) minute time limit the call judge will again blow their whistle or signal time up. Any pony not removed from cart or harness and not on the rail will be disqualified.
- c. Headers will be asked to exit the arena with cart and harness, in an orderly manner.
- d. **PONIES ARE TO REMAIN IN THE SAME ORDER FOR THE REST OF THE CLASS AS THEY WENT TO RAIL.**
- e. Ponies will be judged at halter. No teeth will be checked. Ponies will line up head to tail for inspection.
- f. Ponies will not be asked to move, being they showed movement in cart.
(Class Sponsored by Cindy Covey)

5. **ROADSTER PONY, 12.2 HANDS & UNDER**

Registration not required. ***Roadsters enter the ring clockwise at a jog-trot.*** To be shown first at a jog-trot and road gait, then reversed and shown at a jog-trot, road gait and then at speed. To be judged on performance, speed, quality and manners.

RULE 28 – QUARTER HORSE DIVISION

Section 1. SHOW RULES

1. To follow the current AQHA Rules.
2. Full complement of halter classes is not necessary unless show is AQHA approved.
3. B-System Open shows may split halter classes according to sex, or they may hold them combined.
4. Prize list and Program must specify that “AQHA registration required” for all classes.

Section 2. SPECIAL AWARDS

1. **THE SWITZLER MEMORIAL PERPETUAL TROPHY – HIGH SCORE JUNIOR EXHIBITOR QUARTER HORSE**
A Perpetual trophy donated by The Pacific Northwest Quarter Horse Association and presented in memory of Charles and Evelyn Switzler and Ardith Switzler. To be awarded to the High Point Junior rider (youth 18 years and under) and his/her horse, which must be AQHA registered, and family owned. Points count from AQHA performance classes in both A-and B-System shows.
2. **HIGH SCORE SENIOR EXHIBITOR QUARTER HORSE PERPETUAL TROPHY**
A Perpetual trophy donated by the Quarter Horse Division. To be awarded to the High Point Senior exhibitor, 19 years and over. Horse must be registered AQHA and be individually or family owned. Points count from AQHA performance classes in WSH A-and B-System shows.
3. **THE JIM SIMPSON MEMORIAL PERPETUAL TROPHY**
A Perpetual trophy donated by Sandy Simpson. To be awarded to the registered Quarter Horse who has accumulated the most points from Open classes in the English, Western, and Quarter Horse Divisions. Showmanship and equitation do not count.

Section 3. HIGH SCORE AWARDS

1. **QUARTER HORSE HALTER, ANY AGE, ANY SEX**
Horses will walk to the Judge one at a time. As the horse approaches, the Judge will step to the right (left of the horse) to enable horse to trot straight to a cone placed at 50 feet away. At the cone, the horse will continue trotting, turn to the left, and trot toward the left wall or fence of the arena. After trotting, horses will be lined up head to tail for individual inspection by the Judge. The Judge shall inspect each horse from both sides, front and rear. Judged on balance, structural correctness, degree of muscling, and breed and sex characteristics. Balance is the single most important factor. When Quarter Horse Halter is offered during the same session as English Showmanship, the English attire and halter will be allowed.

2. **QUARTER HORSE HUNTER UNDER SADDLE**

Not to jump. Horses to be shown under saddle at a walk, trot and canter both ways of the ring. Horses should back easily and stand quietly. Horses may change gaits at the flat footed walk or trot at the Judge's discretion. Light contact with the horse's mouth is recommended. At the option of the Judge, all or just the top 12 may be required to hand gallop one or both ways of the ring. Never more than 12 to hand gallop at one time. At the hand gallop, Judge may ask group to halt and stand quietly on a free (loosened rein). Judged on performance, condition and conformation of the horse, however a minimum of 20% of the judging shall be based on condition and conformation. Maximum credit shall be given to the flowing, balanced, willing horse.

3. **QUARTER HORSE WESTERN PLEASURE**

To be shown at a walk, jog and lope both ways of the ring on a reasonably loose rein, or light contact, without undue restraint. Horses must lope with forward motion. Horses must back easily and stand quietly. It is mandatory that a moderate extension of the jog be asked for in at least one direction of the ring (except youth 13 & under classes, where it is optional). Judged on performance and conformation of the horse at the discretion of the Judge; however, a minimum of 20% of the judging shall be based on condition and conformation. Maximum credit shall be given to the flowing, balanced, and willing horse.

RULE 29 – REINING HORSE DIVISION

Section 1. SHOW RULES

- 1. All classes must be conducted under NRHA rules, except Reining 1st or 2nd year horse, and Reining 1st or 2nd year rider, who will be allowed to use two hands on the reins.*
- 2. Patterns from the NRHA website will be used. Score Sheets from the AQHA website that correspond to these patterns will be used (see WSH website for a link for each); Patterns and Score Sheets for the classes for the 1st or 2nd year horses can be found on the WSH website under the LOC section.*
- 3. Green Horse/Rider One or Two Hand Rule: Riders must enter the arena one handed or two handed. Riders may change hand placement from one to two handed or two to one handed during the class.*
- 4. A local show without state approval may seek WSH approval of up to five reining classes, provided it has a WSH Reining carded Judge or a USE/NRHA Judge. At least one member of the show committee must be a WSH member (except NRHA shows). A show Steward is not required.*
- 5. Participants may obtain points from unrecognized Reining events by signing up with the WSH Horse Show Division. A ZERO (0) score may place and receive a ribbon but not above another exhibitor that did not receive a ZERO (0) score.*
- 6. The appropriate tack and attire and how to properly hold the reins is listed in Rule 30, “Western Division”.*
- 7. Exhibitors will only be judged astride.*
- 8. Shin, bell boots and/or protective bandages on the front legs and standard sliding or rundown boots on the rear fetlocks are permitted.*
- 9. Judge(s) are to sit/stand inside or outside the left wall of the arena (looking into arena from the ‘in’ gate.*
- 10. The judge has the option whether or not to have bits dropped in all reining classes.*

Section 2: RULES FOR JUDGING REINING

1. GENERAL

To rein a horse is not only to guide him, but also to control his every movement. The best reined horse should be willingly guided or controlled with little or no apparent resistance and dictated to completely. Any movement on his own must be considered a lack of control. All deviations from the exact written pattern must be considered a lack of/or temporary loss of control and therefore a fault that must be marked down according to severity of deviation. After deducting all faults, set here within, against execution of the pattern and the horse's overall performance, credit should be given for smoothness, finesse, attitude, quickness and authority of performing various maneuvers, while using controlled speed which raises the difficulty level and makes him more exciting and pleasing to watch to an audience. The official guideline for the application for the rules for judging shall be as specified in the NRHA Judges Guide.

2. SCORING

The scoring will be on a basis of zero (0) to Infinity, with seventy (70) denoting an average performance. The individual maneuvers are scored in one-half (1/2) point increments from a low of -1½ (one and one-half) to a high of +1 1/2 (one and one-half) with a score of zero (0) denoting a maneuver that is correct with no degree of difficulty.

- 1 1/2 Extremely Poor, -1 Very Poor, -1/2 Poor, 0 Correct, +1/2 Good, +1 1/2 Excellent

In evaluating a maneuver, a judge should consider the horse's performance based on the following hierarchy of concerns:

On pattern: The judge must ensure that the maneuver being performed by horse and rider is the correct maneuver as dictated by pattern.

Correctness: Having ascertained that the horse and rider are performing the maneuver required by the pattern, the judge must then ascertain whether the maneuver is being executed correctly. In this regard, the judge must evaluate the performance of the maneuver against the requirements of the maneuver descriptions listed in this guide. In each group of maneuvers, the judge must ascertain that the horse has been dictated to completely and the basic elements of the maneuver have been fulfilled regardless of the degree of difficulty. In the instance where horse and rider have failed to correctly perform the maneuver, the judge will deduct for a substandard performance. This deduction ranges from -1/2 to -1 1/2 for the maneuver.

Degree of difficulty: Having ascertained that the horse and rider are on pattern and have performed the maneuver group correctly, a judge must evaluate the degree of difficulty in completing the maneuver. In

the instance where the horse has correctly performed the maneuver and has exhibited some degree of difficulty, a judge will assess the degree of difficulty on a scale of +1/2 to +1 1/2. Credit for degree of difficulty should be given for using smoothness, finesse, attitude, quickness, authority and controlled speed while completing a correct maneuver.

It is recommended that a judge use the same scale for evaluating a maneuver, regardless of the level of competition and regardless of ground and other conditions. When utilizing the above scoring methodology, it is critically important that a judge evaluate the entire maneuver group. For example, in maneuver six of pattern eight, a judge is required to evaluate all of the following: (a) the run around the end of the arena (b) the approach to the stop (c) the stop (d) the rollback (e) the exit from the rollback. An over emphasis of any component of the maneuver group will cause an inaccurate maneuver score.

It should be noted when applying the previously described hierarchy, that during the various components of a maneuver group, a horse and rider may exhibit varying degrees of correctness and difficulty. Incorrect form, a particular component of the maneuver group does not disqualify the horse and rider from correcting the form, therefore being eligible for credit depending on degree of difficulty. For example, a horse that begins a spin incorrectly for one revolution then corrects the form and achieves a high degree of difficulty in the last three rotations would receive a score for the maneuver combining a minus score for the first rotation and a plus score for the final three rotations. Judges are required to generate a maneuver score that accurately reflects the combined correctness and degree of difficulty of the various components of a maneuver group. See the NRHA Handbook for more descriptions of all of the penalties.

- 3. The following will result in a NO SCORE:
Infraction of any state or federal law which exists pertaining to the exhibition, care, and custody of horses during the competition.*

Abuse of an animal in the show arena and/or evidence that an act of abuse has occurred prior to or during the exhibition of a horse in competition; (i.e.) if the judge(s) determines paint or other substance has been applied to a horse to disguise abuse he/she may call a no score.

Excessive use of paint or color substance may result in a no score.

Use of illegal equipment, including wire on bits, bosals or curb chains;

Use of illegal bits, bosals or curb chains;

Use of tack collars, tie downs or nose bands;

Use of whips or bats;

Use of any attachment which alters the circulation of the tail;

Use of belly bands, belly wraps, or other materials wrapped around the belly;

Failure to dismount and/or present horse and equipment to the appropriate judge for inspection;

In any approved class, the judge shall have the authority to require the removal or alteration of any piece of equipment or accoutrement which is unsafe, or in his/her opinion, would tend to give a horse an unfair advantage or which he/she believes to be inhumane;

Disrespect or misconduct by the exhibitor;

The judge(s) may excuse a horse at any time while in the arena for unsafe conditions or improper exhibition pertaining to both the horse and/or rider;

Closed reins are not allowed except as standard romal reins and mecates on snaffle bits and bosals in classes where the use of two hands is allowed;

*Use of Bluetooth headsets or electronic communication devices;
Note: A NO SCORE is not eligible to place.*

4. The following will result in a score of ZERO (0):

Use of more than index or first finger between reins;

Use of two (2) hands (exception in Snaffle Bit, Hackamore or Green Horse/Green Rider 1st or 2nd year);

Use of romal other than as outlined in (p) below;

Failure to complete pattern as written;

Performing the maneuvers other than in specified order or exceeding greater than one quarter of the circle out of order.

Note: See Judges' Guide in the NRHA Handbook for full explanation;

The inclusion of maneuvers not specified, including, but not limited to:

backing more than two (2) strides;

turning more than ninety (90) degrees;

On run in patterns, once beginning a lope a complete stop prior to reaching the first marker. (Exception: a complete stop in the 1st

quarter (1/4) of a circle after a lope departure is not to be considered an inclusion of maneuver; a two (2) point break of gait penalty will apply.

*Equipment failure that delays completion of pattern;
Balking or refusal of command where performance is delayed;*

Running away or failing to guide where it becomes impossible to discern whether the entry is on pattern;

Jogging in excess of one-half (1/2) circle or one-half (1/2) the length of the arena;

Over spins of more than one quarter (1/4) turn;

Fall to the ground by horse or rider. A horse is deemed to have fallen when its shoulder and/or hip and/or underline touches the ground;

Dropping a rein that contacts the ground while the horse is in motion;

Failure to wear appropriate western attire as outlined in the Western Division of the WSH Rule book;

When going to and coming out of a rollback in a pattern requiring a run-around, a rollback that crosses the center line;

Excess rein may be straightened anytime during the pattern, provided the rider's free hand remains behind the rein hand. Any attempt to alter tension or length of the reins from bridle to the rein hand is to be considered use of two hands and a penalty score of zero will be applied. In addition, should the judge determine the free hand is being used to instill fear or praise, a penalty of five (5) will be applied, and a reduction in the maneuver score. When using a romal, the romal reins can only pass through the hand once, the rider's hand shall be around the reins with the wrist kept straight and relaxed, the thumb on top and the hand closed around the reins; no fingers between the reins are allowed. The free hand may be used to hold the romal provided it is held in a relaxed position and there is at least 16" of romal from the free hand to the reining hand. Use of the free hand while holding the romal to alter the tension or length of the reins from the bridle to the reining hand is considered to be the use of two hands, and a score of ZERO (0) will be applied with the exception of any place a horse is allowed to be completely stopped during a pattern. A rider must be allowed to untangle or straighten the horse's mane at any place a horse is allowed to be completely stopped during a pattern. Note: A ZERO (0) score may place and receive a ribbon but not above another exhibitor that did not receive a ZERO (0) score.

*The following will result in a penalty of FIVE (5) points:
Spurring in front of cinch;*

Use of either hand to instill fear or praise;

Holding saddle with either hand;

The act of a horse dropping to its knees or hocks;

Blatant disobedience including, but not limited to, kicking, biting, bucking, rearing and striking;

5. The following will result in a TWO (2) point penalty:

Break of gait; Note: Simple lead changes are allowed in Green, no break of gait penalty should be applied during the lead change;

Freezing up in spins or rollbacks;

On walk in patterns, loping prior to reaching the center of the arena and/or failure to stop or walk before executing a lope departure;

On run in patterns, failure to be in a lope prior to reaching the first marker or break of gait prior to the first marker.

If a horse does not completely pass the specified marker before initiating a stop position.

6. Starting or performing circles or figure eights out of lead will be judged as follows:

Each time a horse is out of lead, a judge is required to penalize by ONE (1) point. The penalty for being out of lead is cumulative, and the judge will add ONE (1) penalty point for each one quarter (1/4) of the circumference of a circle or any part thereof that a horse is out of lead. A judge is required to penalize a horse ONE HALF (1/2) of a point for a delayed change of lead by one (1) stride where the lead change is required by the pattern description.

7. A penalty of ONE HALF (1/2) of a point is deducted when starting a circle at a jog or exiting rollbacks at a jog up to two (2) strides. Jogging beyond two (2) strides but less than one half (1/2) circle or one half (1/2) the length of the arena, deduct TWO (2) points.

8. Deduct ONE HALF (1/2) point for over or under spinning up to one eighth (1/8) of a turn; deduct ONE (1) point for over or under spinning up to one quarter (1/4) of a turn. A horse can only be assessed one over or under spin penalty per maneuver.

9. *In patterns requiring a run-around, failure to be on the correct lead when rounding the end of the arena will be penalized as follows: (a) From the turn to the half-way position at the end wall: ONE (1) point; (b) Beyond the half-way point to the beginning of the run down: TWO (2) points.*
10. *There will be a ONE HALF (½) point penalty for failure to remain a minimum of twenty (20) feet from the side of the arena when approaching a stop and/or rollback.*
11. *In a pattern requiring a run-around, there will be a ONE HALF (1/2) point penalty for failure to remain a minimum of 10 feet from either side of the center of the arena when approaching a stop and/or rollback; for small arenas the distance will be at the judge's discretion.*
12. *A horse which severely stumbles, significantly detracting from the maneuver, shall have the maneuver reduced by ONE HALF (1/2) point.*
13. *Judges may not confer on any penalty or maneuver score prior to submitting a score. If a major penalty (a penalty which results in a no score, a zero (0), a two (2) point, or a five (5) point penalty) is unclear, a judge will submit his/her score and ask that the score be held, pending a conference with the other judge. Should the judges determine that a penalty was incurred, it should be applied. If, however, no penalty occurred, the score will be as originally submitted.*

Section 3. HIGH SCORE AWARD RULES

The A- and B-Systems are combined. One participation fee is required.

Section 4. HIGH SCORE AWARDS

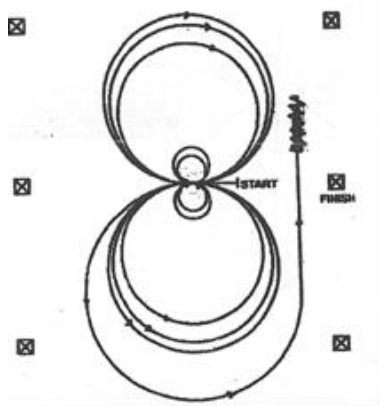
1. **REINING, AMATEUR**
2. **REINING, OPEN**
3. **REINING, GREEN HORSE, 1ST OR 2ND YR**
4. **REINING, GREEN RIDER, 1ST OR 2ND YR**
 - a. Reining 1st or 2nd Year Green horse or rider classes: Riders must enter the arena one handed or two handed. Riders may not change hand placement from one to two handed or two to one handed during the class. Changing hand placement will result in a zero "0" Score.
 - b. WSH patterns 1-4 must be used.

FOR SPECIFICATIONS REFER TO NRHA PATTERNS.

PATTERNS FOR REINING GREEN CLASSES

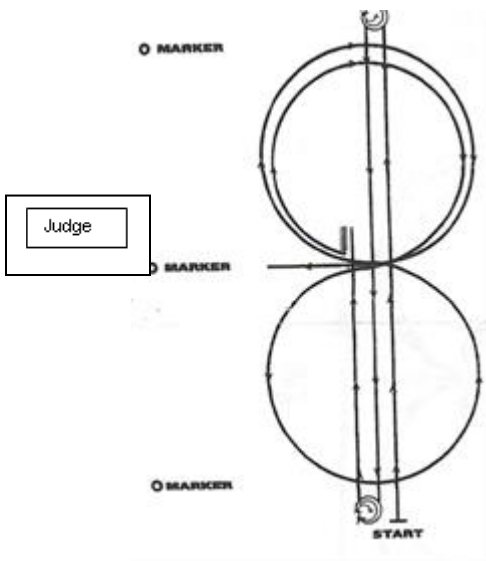
REINING GREEN PATTERN 1

1. Begin in the center of the arena facing the left wall.
2. Complete 2 spins right.
3. Complete 2 spins left.
4. Beginning on the left lead complete 3 circles, the first two large fast, then one small slow.
5. Change leads at the center of the arena (simple or flying).
6. Complete 3 circles to the right. The first two large fast, then one small slow.
7. Change leads at the center of the arena (simple or flying).
8. Begin a large fast circle to the left, but do not close the circle. Run down the side of the arena past the center marker and do a sliding stop at least 15 feet away from the fence.
9. Back 5 feet and hesitate to show completion of pattern.



REINING GREEN PATTERN 2

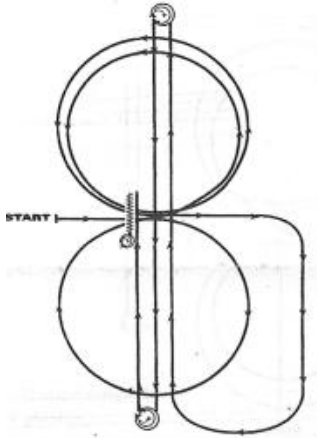
1. Start at end of arena
2. Run down the middle of the arena, past the end marker and come to a sliding stop.
3. Complete 2 ½ spins to the right.
4. Run down the middle of the arena, past the end marker and come to a sliding stop.
5. Complete 2 ½ spins to the left.
6. Run down middle of arena, past the center marker and come to a sliding stop.
7. Back up even with center marker. Hesitate.
8. Complete ¼ turn to the left.
9. Beginning on right lead, complete a large fast circle to the right and change leads in the middle to the left lead.
10. Complete a large fast circle to the left and in the center change to the right lead and complete a large fast circle to the right stopping in the center.
11. Hesitate to complete pattern.



REINING GREEN PATTERN 3

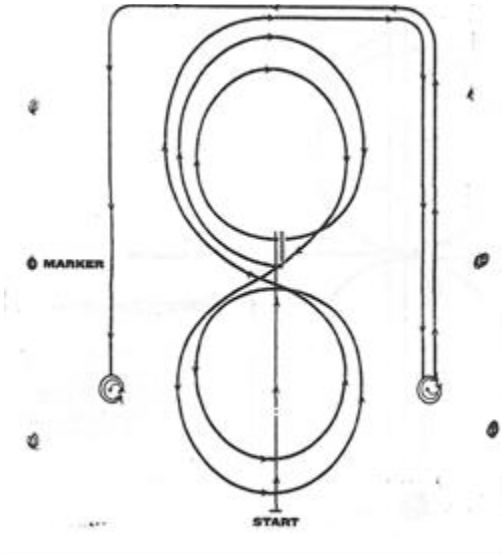
Ride pattern as follows: Walk to the center of the arena

1. Begin at the center of arena, facing away from the judge.
Beginning on the right lead, complete a circle to the right, away from the judge.
2. At the center of arena, change to the left lead and complete 2 circles to the left of approximately the same size.
3. At the center of arena change to the right lead.
4. Make a loop up to the end of the arena to the right. Go to the end of the arena and without stopping or breaking gait, run down the center of the arena past end marker.
5. Do a sliding stop. Hesitate.
6. Do 2 ½ spins to the right.
7. Run full length of arena past end marker and do a sliding stop. Hesitate.
8. Do 2 ½ spins to the left.
9. Run past center marker at least 10 feet, do a sliding stop.
10. Back to center of arena. (10 to 15 feet).
11. Do a 360-degree spin right or left.
12. Do a 360-degree spin opposite direction taken in #11.
13. Hesitate to show completion of pattern.



REINING GREEN PATTERN 4

1. Start at end of arena. Run down middle past center marker to a sliding stop at least 10 feet.
2. Back up 10 to 15 feet to center. $\frac{1}{4}$ turn to left to face judge.
3. Beginning on right lead, complete one big fast circle, then one small slow circle to the right.
4. In the center change to left lead; complete one big fast circle and then one small slow circle to the left.
5. In the center Change to the right lead, do not close this circle.
6. Run around end of arena and down the side (approximately 20 feet from fence) past center marker and come to a sliding stop.
7. Complete 3 $\frac{1}{2}$ spins to the right.
8. Continue back down side and end of arena to other side
9. Approximately 20 feet from fence) go past center marker and come to a sliding stop.
10. Complete 3 $\frac{1}{2}$ spins to the left.
11. Hesitate to show completion of pattern



RULE 30 – WESTERN DIVISION

PART A– WESTERN PLEASURE

Section 1. SHOW RULES

1. A-System classes must be conducted under appropriate breed rules.
B-system classes must be conducted under WSH rules including the following:
 - a. Entries may be any height and may be shown by riders of any age.
 - b. Stallions may not be shown by youth 18 & under.
 - c. Female riders astride may wear split skirts.
2. *Appropriate Western attire is required which includes pants (slacks, trousers, jeans), long sleeve shirt with collar (band, standup, tuxedo, etc.), neckwear (tie, pin, necklace, or decorated collar, etc.), Western hat or ASTM/SEI approved helmets, and riding boots with a heel. Spurs and chaps are optional. Penalty for incomplete attire.*
3. *Appropriate Western Tack-saddle must fit the rider and be a standard Western Saddle.*

Western Bits: There is no discrimination against any standard Western bit- A standard Western bit is defined as having a shank with a maximum length overall of 8 1/2". The mouthpiece will consist of a metal bar 5/16" to 3/4" in diameter as measured one inch in from the shank. The bars may be inlaid but must be smooth or latex wrapped. (The bars may be encased in smooth 5/16" to 3/4" in diameter tubular barrels that rotate around the bars). Nothing may protrude above or below the mouthpiece (bar) such as extensions, prongs or rivets designed to intimidate the horse. Rollers attached to the center of the bit are acceptable and may extend below the bar. Jointed mouthpieces are acceptable and may consist of two or three pieces and may have one or two joints. A three-piece mouthpiece may include a connecting ring of 1 1/4" or less in diameter or a connecting flat bar of 3/8" to 3/4" (measured top to bottom with a maximum length of 2"), which lies flat in the mouth, or a roller or port as described herein. The port must be no higher than 3 1/2" maximum with roller(s) and covers acceptable. Jointed mouthpieces, half-breeds and spade bits are standard. Slip or gag bits, rigid donut mouthpieces and flat polo mouthpieces are prohibited. Roping bits with both reins connected to a single ring at center of cross bar shall not be used. Reins must be attached to each shank. Any rein design or other device which increases the effective length and thereby the leverage of the shank of a standard western bit is prohibited. Anything that alters the intended use of equipment as provided for in the description of appointments for a given class is considered to be an artificial appliance. Standard snaffle bits are permitted in any class on a junior horse five years old and under as well as in WSH. "Western Pleasure, Green Horse, 1st & 2nd Yr" classes (W/J and 3 gaited). A standard snaffle bit is defined as

a center jointed single rounded, unwrapped smooth mouthpiece of 5/16” to 3/4” diameter metal as measured from ring to 1” in from the ring with a gradual decrease to the center of the snaffle. The rings may be from 2” to 4” outside diameter of either the loose type, eggbutt, dee or center mounted without cheeks. The inside circumference of the ring must be free of rein, curb or headstall attachment hooks. If a curb strap is used it must be attached below the reins. Closed reins (example mecate) on a snaffle bit are prohibited. Bits may be latex wrapped.

Hackamores are permitted in any class on a junior horse five years old and under. A hackamore includes a bosal rounded in shape and constructed of braided rawhide or leather and must have a flexible nonmetallic core attached.

Curb chains and leather chin straps may be used but must be flat and at least ½” wide and lie flat against horse’s jaw. No wire, rawhide, metal or other substance can be used in conjunction with or as part of the leather chin strap or curb chain. A light lip strap is permissible.

Hackamores and snaffle bits may be used with Junior horses as well as any aged horse in WSH “Western Pleasure, Green Horse, 1st & 2nd Yr” classes (W/J and 3 gaited) and rider may ride with two hands in that equipment.

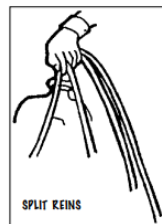
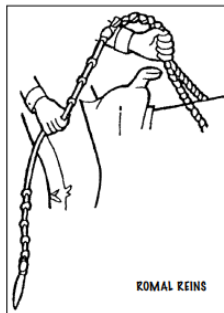
Bandages and boots of any type are prohibited. In event of injury, a judge/s may permit a protective bandage. In pattern classes, the use of shin, bell boots and/or protective bandages on the front legs and standard sliding or rundown boots on the rear fetlocks are permitted.

4. See –Equitation section of this rule book for appropriate Western Tack.
5. Divided Classes: Any class may be offered as Junior exhibitor or Senior exhibitor. Points count to one High Score Award. When Senior exhibitor classes are divided by age of rider, the divisions shall be 19 - 49, and 50 & over. Cross entry is prohibited when classes are divided by age and/or sex of rider.
6. *Limit Classes are open to riders “or horses” who have not won six (6) firsts (Walk/Trot 10 & Under not to count) in that particular seat or discipline at any show including WSH/Breed/USE/Equine Canada. Schooling and 4-H Shows are exempt. Prior wins by a horse with a different rider do not count in Limit Rider classes “only”. Once a horse “or rider” has won six (6) pleasure classes, “the horse or rider” may finish that show season competing in Limit Horse or “Rider” class(es). After that, the horse “or rider” is no longer eligible “to” be shown in Limit Horse “or Rider” classes. In addition, placings in Green and Limit W/T or W/J do not affect the status for 3-gaited classes.*

7. Green classes are open to those horses or riders in their first or second year of showing. Walk/Trot 10 & Under classes do not affect Green Rider status.
8. The same/horse rider combination in English Pleasure, Amateur, W/T (Rule 18, Class #14), Western Pleasure, Amateur W/J (Rule 30, Part A Class #2), Trail Horse English/Western, Amateur W/T (Rule 30, Part B, Class #9) AND/OR English Pleasure, Open, W/T (Rule 18, Part A, Class #18), Western Pleasure, Open Walk/Jog (Rule 30, Class #9), Trail Horse, English/Western, Open, W/T (Rule 30, Part B, Class #10), Ranch Rail, Open JR/SR Ex. W/J (Rule 30, Part D, Class # 13), Ranch Horse Trail Open, W/J (Rule 30, Part D, Class # 16) MAY NOT cross enter to 3-gaited classes at the same show. They MAY ride in other 2-gaited classes, i.e. Green W/T/J or Limit W/T/J if qualified. IF cross entries occur, the Walk/Trot points shall be disqualified.
9. Horses and riders that are competing for WSH annual High Score Awards and are signed up in either or all of the Limit Rider Classes shall remain in those categories for the Current Show year regardless of the number of wins. At the end of the show year if an exhibitor or horse has not reached the maximum number of wins in a category they signed up for, they may sign up for the same category and compete in the following year.
10. Western Division Rein Position (Pleasure or Equitation)

Split-Reins-with-Snaffle-Bit

ACCEPTABLE



Only split or romal reins are allowed when riding ‘Western’ – single piece closed reins or “roping reins” are not permitted. A bosal with closed reins and a mecate is also acceptable.

When romal reins are used, no finger between the reins is allowed. The rider’s hand shall be closed around the reins with the wrist kept straight and relaxed, the thumb on top. The romal/quirt goes on the opposite side and approximately 16 inches from the rein hand.

Only one hand may be used for reining when using a Western bit with shanks (either hand may be used); the hand to be above or slightly in front of the horn and as near to it as possible. The rein hand cannot be changed except to negotiate an obstacle in a Trail class. There are two ways to hold split reins:

- The same as romal reins, with the free end of the rein (bight) in the opposite hand, or
- With the palm of the hand facing down and one finger between the reins. The free end of the rein (bight) falls on the same side as the “rein hand”. The position of the hand not holding the reins is optional, free of the horse and equipment and held in a relaxed manner with the elbows close to the body and rider’s body straight at all times.

When a bosal or snaffle bit is used, two hands must be used. Split reins should be held by crossing the reins between hands so that both hands are holding both reins. Hands should be held at approximately the elbow height when elbows are held at rider’s side. The acceptable distance of the rider’s hands from the pommel of the saddle should be a minimum of six (6) inches with and a maximum of twelve (12) inches vertically. Hands should be held no more than riders shoulder width apart. Rider’s hands should be steady with very limited movement. If using closed reins with a mecate, the mecate reins can be half-hitched around the horn or properly tucked under (not tied to) the rider’s belt.

Section 2. SPECIAL AWARDS

1. **THE VERN BURK MEMORIAL SENIOR AMATEUR PERPETUAL TROPHY**

A Perpetual trophy donated by Rick and Laurel (Burk) Hawthorn. To include the following B-System High Score Award classes: Stock Seat Equitation, Senior-Amateur **19-30**; Western Seat Equitation, Senior-Amateur 31 & over; Western Showmanship; Senior Amateur **19 & over**; and Jack Benny class, Senior Amateur 39 & over (for Western riders). Open to exhibitors participating in the B-System High Score Awards.

2. **THE DAN STRONG MEMORIAL, HIGH POINT HORSE & RIDER 31 & OVER**

A Perpetual trophy donated by Jim Soldburg in memory of Dan Strong. To be awarded to the horse and rider combination with the highest point total from Western Showmanship, Western Seat Equitation, and any class in the Western Division. Competitors must declare eligibility to be considered.

3. **THE SLIDIN MISS KITTY MEMORIAL HIGH POINT TRAIL HORSE, E/W, SR. EX. 19 & over**

To be awarded to the Horse signed up for Trail Horse E/W Sr. Ex. **19 & over** with the most total points. (Sponsored by Julie Daniels).

Section 3. HIGH SCORE AWARDS

1. **ADVANCED WESTERN PLEASURE**

*To be shown at a walk, jog and lope. A minimum of three (3) or more additional tests must be included. Some examples of tests, but not limited to, may include the following: extension of gait, collection of gait, forehand/haunch turn, back, change direction, sidepass, loose rein, shoulders in/out, leg yield, 10 meter circle, counter lead at the lope and/or perform any other tests indicative of a highly trained pleasure horse. If a reverse at the lope is called for, exhibitors shall reverse and proceed on the lead specified by the judge. All horses must be allowed to attempt all requested tests. Horses should be agile, athletic, supple, prompt and willing, and show impulsion with calmness and good manners. Judged on performance and manners. *No dropping of stirrups shall be permitted.*

2. **WESTERN PLEASURE, SR AM, W/J**

Horses of any age may be shown in a standard Western bit (with one hand only) or in a ring snaffle or standard rawhide hackamore (two hands permitted). Tack and attire shall be suitable to horse's type; martingales and training equipment prohibited. To be shown both ways of the ring at a walk, jog/intermediate gait. No extension of gaits shall be called for. May be asked to back. Judged on manners and performance 60%, quality and conformation 30%, and suitability of horse to rider 10%. The same horse/rider combination may not enter three (3) gait classes.

3. **WESTERN PLEASURE, COLORED HORSES**
Open to Albinos, Appaloosas, Buckskins, Duns, Grullas, Paints, Palominos and Pintos, who are not shown in Non-Color Western. Horses must show a recognizable coat and/or color pattern from a distance. To be shown according to Breed type at a walk, jog/intermediate gait, and lope, both ways of the ring on a reasonably loose rein, without undue restraint. Special emphasis on the walk. Judged 40% on colorful qualities, 40% performance and manners, and 20% on conformation.
4. **WESTERN PLEASURE, NON-COLORED HORSES**
Open to horses who are not shown in Color Class Western. To be shown according to Breed type at a walk, jog/intermediate gait, and lope, both ways of the ring on a reasonably loose rein, without undue restraint. Special emphasis on the walk. Judged on performance 60%, conformation 30%, and appointments 10%.
5. **WESTERN PLEASURE, GREEN HORSE, 1st & 2nd Yr. W/J**
Eligibility requirements are based on participation in Western classes at USE/Equine Canada/WSH and/or Breed recognized shows prior to the current year. For horses in their first or second year of showing under Western tack in USE/Equine Canada/WSH and/or Breed Association recognized shows. except, horses of any age may be shown in a standard Western bit (with one hand only) or in a ring snaffle or standard rawhide hackamore (two hands permitted). Tack and attire shall be suitable to horse's type; martingales and training equipment *are* prohibited. To be shown at a walk, and jog/intermediate gait, both ways of the arena. No extension of gaits shall be called for. May be asked to back. Judged 60% on performance, 30% on conformation, and 10% on appointments. Cross entry is permitted into walk/trot and 3 gait classes.
6. **WESTERN PLEASURE, GREEN HORSE, 1st & 2nd Yr.**
Eligibility requirements are based on a horse's prior participation in any type of Western Pleasure classes at USE/Equine Canada/WSH and/or Breed recognized shows prior to the current year with any owner. For horses in their first or second year of showing under Western tack in USE/Equine Canada/WSH and/or Breed Association recognized shows except, horses of any age may be shown in a standard Western bit (with one hand only) or in a ring snaffle or standard rawhide hackamore (two hands permitted). Tack and attire shall be suitable to horse's type; martingales and training equipment prohibited. To be shown both ways of the ring at a walk, jog/intermediate gait and lope. No extension of gaits shall be called for. May be asked to back. Judged on manners and performance 60%, quality and conformation 30%, and suitability of horse to rider 10%. May cross enter to walk, jog, lope classes.
7. **WESTERN PLEASURE, GREEN RIDER, 1st & 2nd Yr., W/J**
Eligibility requirements are based on a rider's prior participation in any type of Western Pleasure classes at USE/Equine Canada/WSH and/or Breed recognized shows prior to the current year. For riders in their first

or second year of showing under Western tack in USE/Equine Canada/WSH and/or Breed Association recognized shows except, horses of any age may be shown in a standard Western bit (with one hand only) or in a ring snaffle or standard rawhide hackamore (two hands permitted). Tack and attire shall be suitable to horse's type; martingales and training equipment prohibited. To be shown both ways of the ring at a walk, jog/intermediate gait. No extension of gaits shall be called for. May be asked to back. Judged on manners and performance 60%, quality and conformation 30%, and suitability of horse to rider 10%. *Cross entry is permitted into walk/jog and 3 gait classes.*

8. **WESTERN PLEASURE, GREEN RIDER, 1st & 2ndYR**
Eligibility requirements are based on a rider's prior participation in any type of Western Pleasure classes at USE/Equine Canada/WSH and/or Breed recognized shows prior to the current year. For riders in their first or second year of showing under Western tack in USE/Equine Canada/WSH and/or Breed Association recognized shows except, horses of any age may be shown in a standard Western bit (with one hand only) or in a ring snaffle or standard rawhide hackamore (two hands permitted). Tack and attire shall be suitable to horse's type; martingales and training equipment prohibited. To be shown both ways of the ring at a walk, jog/intermediate gait and lope both ways of the arena. No extension of gaits shall be called for. May be asked to back. Judged on manners and performance 60%, quality and conformation 30%, and suitability of horse to rider 10%. May cross enter to walk, jog classes. *Cross entry is permitted into walk/jog and 3 gaited classes.*
9. **WESTERN PLEASURE, OPEN, W/J**
Horses of any age may be shown in a standard Western bit (with one hand only) or in a ring snaffle or standard rawhide hackamore (two hands permitted). Tack and attire shall be suitable to horse's type; martingales and training equipment prohibited. To be shown both ways of the ring at a walk, jog/intermediate gait. No extension of gaits shall be called for. May be asked to back. Judged on manners and performance 60%, quality and conformation 30%, and suitability of horse to rider 10%. The same horse/rider combination may not enter three (3) gait classes.
10. **JACK BENNY PLEASURE CLASS, E/W SENIOR AMATEUR 39 & OVER**
Same horse/rider combination for High Score Awards. For tack and appointments see Hunter Seat, Saddle Seat, or Western Equitation Section of this rule book. To enter the ring at a walk. To be shown according to Breed type at a walk, trot/jog/intermediate gait, and canter/lope, both ways of the ring. Judged on manners, performance, and suitability of horse to rider.

11. **JIM WEBB MEMORIAL WESTERN PLEASURE, SR. EX. 31 & OVER**

Horses are to be shown at a flat-footed, four-beat walk; free-moving easy-riding two-beat jog/intermediate gait, and three-beat lope both ways of the ring on a reasonably loose rein without undue restraint. Extended gaits may be called for by the Judge. Special emphasis shall be placed on the walk. Horses may be asked to back at Judge's discretion. All horses chosen for a workout must be worked both ways of the ring at any gait requested by the Judge. Judged on performance 60%, on conformation 30%, and on appointments 10%.

12. **WESTERN PLEASURE, LIMIT HORSE, W/J**

Horses are to be shown at a flat-footed, four-beat walk and free moving easy riding two-beat jog or trot both ways of the ring on a reasonably loose rein without undue restraint. Extended gaits may not be called for by the Judge. In pleasure classes special emphasis shall be placed on the walk. Horses may be asked to back at Judge's discretion. All horses chosen for a workout must be worked both ways of the ring at any gait requested by the Judge. To be judged on performance 60%; conformation 30%, and appointments 10%. Cross entry is permitted into walk/trot and 3 gait classes.

13. **WESTERN PLEASURE, LIMIT HORSE**

Horses are to be shown at a flat-footed, four-beat walk; free moving easy riding two-beat jog and three-beat lope both ways of the ring on a reasonably loose rein without undue restraint. Extended gaits may be called for by the Judge. In pleasure classes special emphasis shall be placed on the walk. Horses may be asked to back at Judge's discretion. All horses chosen for a workout must be worked both ways of the ring at any gait requested by the Judge. To be judged on performance 60%; conformation 30%, and appointments 10%. Cross entry is permitted into walk/trot and 3 gait classes.

14. **WESTERN PLEASURE, LIMIT RIDER, W/J**

Horses are to be shown at a flat-footed, four-beat walk and free moving easy riding two-beat jog both ways of the ring on a reasonably loose rein without undue restraint. Extended gaits may not be called for by the Judge. In pleasure classes special emphasis shall be placed on the walk. Horses may be asked to back at Judge's discretion. All horses chosen for a workout must be worked both ways of the ring at any gait requested by the Judge. To be judged on performance 60%; conformation 30%, and appointments 10%. Cross entry is permitted into walk/trot and 3 gait classes.

15. **WESTERN PLEASURE, LIMIT RIDER**

Horses are to be shown at a flat-footed, four-beat walk; free moving easy riding two-beat jog, and three-beat lope both ways of the ring on a reasonably loose rein without undue restraint. Extended gaits may be called for by the Judge. In pleasure classes special emphasis shall be placed on the walk. Horses may be asked to back at Judge's discretion.

All horses chosen for a workout must be worked both ways of the ring at any gait requested by the Judge. To be judged on performance 60%; conformation 30%, and appointments 10%. Cross entry is permitted into walk/trot and 3 gait classes.

WESTERN PLEASURE

Horses are to be shown at a flat-footed, four-beat walk; free moving easy riding two-beat jog, and three-beat lope both ways of the ring on a reasonably loose rein without undue restraint. Extended gaits may be called for by the Judge. Special emphasis shall be placed on the walk. Horses may be asked to back at Judge's discretion. All horses chosen for a workout must be worked both ways of the ring at any gait requested by the Judge. To be judged on performance 60%; conformation 30%, and appointments 10%.

16. **JR. EX. 13 & UNDER**

17. **JR. EX. 14 – 18**

18. **SR. EX. 19 – 49**

19. **SR. EX. 50 & OVER**

20. **WESTERN PLEASURE OPEN**

Horses are to be shown at a flat-footed, four-beat walk; free moving easy riding two-beat jog, and three-beat lope both ways of the ring on a reasonably loose rein without undue restraint. Extended gaits may be called for by the Judge. Special emphasis shall be placed on the walk. Horses may be asked to back at Judge's discretion. All horses chosen for a workout must be worked both ways of the ring at any gait requested by the Judge. To be judged on performance 60%; conformation 30%, and appointments 10%.

Points from Western Pleasure JR Horse 5 & under and Western Pleasure SR Horse 6 and over will count to this class.

21. **WALK TROT E/W PLEASURE 10 & UNDER**

Riders may not cross enter to any lope or canter class in the same show. (Note: Cross entry restriction is on the rider; it does not apply to the horse.) Hunter Seat, Saddle Seat or Western Seat tack and appointments (chaps optional); hooded stirrups permitted. To enter at the walk and be shown both ways of the ring at a walk and jog/trot/intermediate gait; not to canter. Judged on suitability as a child's first mount 40%, manners 40%, and performance 20%.

22. **VERSATILE PLEASURE HORSE (Eng to West or West to Eng)**

It is optional with show management which section shows first. If English is first: To enter the ring in Saddle Seat or Hunt Seat tack and appointments and be shown both ways of the ring at a flat-footed walk, trot/intermediate gait, and canter. Extended gaits may be requested by the Judge.

If Western is first: To enter the ring in Western tack and appointments and be shown both ways of the ring at a flat-footed

walk, jog/intermediate gait, and a smooth easy lope without undue restraint. Following the first section, entries shall line up and assisted by one groom, change to Western or English for the second phase. The same rider to ride both phases. All changes to be made in the ring; safety will be judged and speed is not considered. Horses must stand quietly and back readily. Judged on performance 70%; conformation 20%; appointments 10%; each phase counts equally. Note: Wins in Versatile Pleasure Horse are not counted against Novice or Limit status for either English or Western.

PART B–TRAIL

Section 1. SHOW RULES

1. Trail horses are required to work over and through obstacles. No horse may enter the trail course area until the course and the judge are ready. Riders will be permitted to inspect the course on foot during the Judge's instructions prior to the start of the class. Rider's hands shall be clear of horse to avoid cueing. The class will be judged on the performance of the horse over obstacles or tests with emphasis on manners, response to rider and quality of movement. Horses to be penalized for any unnecessary delay while approaching an obstacle. Judges are encouraged to advance on to the next obstacle any horse taking excessive time at an obstacle. The same exhibitor may enter two or more horses and the same rider may elect to show more than one horse. However, a horse may not be ridden on the same course pattern twice. Obvious unsoundness must be disqualified. Rail work shall not be required. However, the course shall be designed to show the three gaits (exceptions walk/trot, green or beginning trail, leadline and in hand) with quality of movement and cadence to be considered as part of the maneuver score.
2. Each show must assign a person as the Trail Course Designer. It cannot be a Judge or Steward of that show. The trail course designer is responsible for the course design and description, supplying a pattern of the course/s to the Show, setting up the trail course, fixing & maintaining the course between exhibitors and classes and tear down of the trail course.
3. The course must be posted at least one hour before the scheduled start time of the class.
4. The judge may alter the course prior to the course walk. All judge/s, the steward and course designer must walk the course with exhibitors prior to the start of the trail class(es).
5. If there is a discrepancy between the written and drawn pattern, the written pattern shall take precedence.
6. If at any time the trail obstacle is found to be unsafe, it shall be repaired or removed from the course. If it cannot be repaired and horses have completed the course, the score for that obstacle shall be deducted. No horse shall be asked to repeat the course, except in the case of a tie.
7. A course shall include a minimum of six (6) obstacles. Recommended that a course should be no longer than 2 minutes per horse. No Time outs are allowed.
8. ***Refer to the English and Western Sections of the WSH Rule book for appropriate attire. Attire to be appropriate for breed of horse shown.***
9. Care should be taken when designing obstacles so as not to give an unfair advantage to the larger or smaller horses.

Section 2: SCORING TRAIL

1. ***This class will be judged on the performance of the horse over obstacles, with emphasis on manners, response to the rider and quality of movement. Credit will be given to horses negotiating the obstacles with style and some degree of speed, positive expression, and minimal visible or audible cueing, providing correctness is not sacrificed.***

Horses should receive credit for showing attentiveness to the obstacles and the capability of picking their own way through the course when obstacles warrant it, and willingly responding to the rider's cues on more difficult obstacles.

Horses shall be penalized for any unnecessary delay while approaching or negotiating the obstacles. Horses with artificial appearance over obstacles should be penalized. Horses must not be required to work on the rail. The course must be designed, however, to require each horse to show the three gaits (walk, jog/trot, lope/canter) (or two gaits in a Walk/Jog/Trot class) somewhere between obstacles as a part of its work, and quality of movement and cadence should be considered as part of the maneuver score. While on the line of travel between obstacles, the horse shall be balanced, carrying his head and neck in a relaxed, natural position, with the poll level or above the withers (according to breed type). The head should not be carried behind the vertical, giving the appearance of intimidation, or be excessively nosed out, giving a resistant appearance.

Scoring will be on the basis of 0-infinity, with 70 denoting an average performance. Each obstacle will receive an obstacle score that should be added or subtracted from 70 and is subject to a penalty that should be subtracted. Each obstacle will be scored on the following basis, ranging from plus 1 1/2 to minus 1 1/2: -1 1/2 extremely poor, -1 very poor, -1/2 poor, 0 correct, +1/2 good, +1 very good, +1 1/2 excellent. Obstacle scores are to be determined and assessed independently of penalty points.

Penalties. Maneuver evaluations and penalty applications are to be determined independently. The following penalties will be applied to each occurrence and be deducted from the final score:

One-half (1/2) point penalty:

Each tick or contact of a log, pole, cone, plant, or any component of an obstacle

One (1) point penalty:

Each hit, bite, or stepping on a log, cone, plant or any component of the obstacle

Incorrect or break of gait at walk or jog/trot for two strides or less

Both front or hind feet in a single-stride slot or space at a walk or jog/trot

Skipping over or failing to step into required space

Split pole in lope/canter-over

Incorrect number of strides, if specified

Three (3) point penalty:

Incorrect or break of gait at walk or jog/trot for more than two strides

Out of lead or break of gait at lope/canter (except when correcting an incorrect lead)

Knocking down an elevated pole, cone, barrel, plant, obstacle, or severely disturbing an obstacle

Falling or jumping off or out of a bridge with one foot once the horse has got onto or into that obstacle

Stepping outside of the confines of an obstacle with designated boundaries (i.e. back through, 360 degree box, side pass) with one foot once the horse has entered the obstacle.

Missing or evading a pole that is a part of a series of an obstacle with one foot

Five (5) point Penalty:

Dropping slicker or object required to be carried on course

First or second cumulative refusal, balk, or evading an obstacle by shying or backing

Letting go of gate or dropping rope gate

Use of either hand to instill fear or praise

Falling or jumping off or out of a bridge with more than one foot once the horse has gotten onto or into that obstacle

Stepping outside of the confines of an obstacle with designated boundaries (i.e. back through, 360 degree box, side pass) with more than one foot once the horse has entered the obstacle.

Missing or evading a pole that is a part of a series of an obstacle with more than one foot

Blatant disobedience (including kicking out, bucking, rearing & striking)

Holding saddle with either hand

NO SCORE/DISQUALIFICATION

Penalties shall be assessed as follows per occurrence:

- a. Use of more than one finger between the reins.
- b. Use of two hands (exception in Snaffle Bit or Hackamore classes designated for two hands) or changing hands on reins; except for junior horses shown with hackamore or snaffle bit, only one hand

- may be used on the reins, except that it is permissible to change hands to work an obstacle.
- c. Fall to the ground by horse or rider.
 - d. Equipment failure that delays completion of pattern.
 - e. Cueing horse in front of cinch.
 - f. Touching the horse on the neck to lower the head, or use of free hand to instill fear or praise.
 - g. Abuse of an animal in the show arena and/or evidence that an act of abuse has occurred prior to or during the exhibition of a horse in competition.
 - h. Use of illegal equipment, including wire on bits, bosals or curb chains.
 - i. Use of illegal bits, bosals or curb chains.
 - j. Use of tack collars, tie downs or nose bands.
 - k. Use of whips.
 - l. Use of any attachment which alters the movement of or circulation to the tail.
 - m. Disrespect or misconduct by the exhibitor.
 - n. The judge may excuse a horse at any time while in the arena for unsafe conditions or improper exhibition pertaining to both the horse and/or rider. This may include the exhibition of an animal which is clearly not in a fit or sound condition.
 - o. The use of abusive equipment, and/or the use of abusive showing techniques by the rider.
 - p. The exhibition of a horse that has a cut or abrasion showing clear evidence of fresh blood in the mouth, nose, chin, shoulder, barrel, flank or hip area (those areas reasonable to believe the injury may have been caused by the rider or equipment) must be considered abuse regardless of how the injury was caused.
 - q. Third refusal on course.
 - r. While each judge is required to disqualify a horse exhibited in the manner described above, it should be noted that in every case, the exhibitor should be given the benefit of any doubt, should doubt exist.
 - s. If there is a discrepancy between the written and drawn pattern, the written pattern will take precedence.
 - t. A No Score will result in disqualification.

Section 3. MANDATORY DIMENSIONS OF TRAIL OBSTACLES

All elevated poles must be set in a standard jump cup or similar type of bracket. The judge has the right to alter the course.

1. WALK – OVERS

- a. Single Poles: Maximum height 16”
- b. Multiples: Maximum height 10”
- c. Minimum width between poles 20” to 24” between poles is generally considered good spacing for walkovers, depending upon difficulty desired. No rolling poles.

2. JUMPS

- a. Mounted: Maximum height 24”
- b. Lead Over: Maximum height 18”
- c. Minimum width between standards of a jump: 4 feet
- d. Combinations: 12 feet for a one stride; 6 feet for a no stride
- e. Box Jumps and L Jumps: Poles must be at least 12 feet long.

3. CAVALETTI

- a. Jog overs: 3 feet to 3’6” apart or increments thereof (space is measured between the poles)
- b. Lope overs: 6 to 7 feet apart – or increments thereof 7 feet is preferable for most horses.

4. BACK THROUGHGS

- a. On ground: 28” between Min.
- b. Elevated: 30” between Min.
- c. Barrels: 32” between Min.

5. SIDE PASSES

- a. Single pole: Up to 24” high
- b. Slots: Never closer than 24” wide (space is measured between poles).

6. SERPENTINES (jog arounds)

- a. Pylons 6 feet apart (base to base) minimum.
- b. Guard rails 3 feet to either side of the pylons.
- c. Pylons 3 feet apart (base to base) minimum.
- d. Guard rails 6 to 8 feet to either side of the pylons.
- e. If tall standards are used, dimensions can be looser.

7. GATE

- a. Approximately 60” high with latch available at that height.
- b. *May be a rope across two (2) standards.*

8. BRIDGE-suggested (not mandatory dimensions):

- a. Minimum of 36” wide
- b. Minimum of 6’ long
- c. No higher than 12”

9. **ANY OTHER MANEUVERS**

- a. Figure horse's wheelbase at five feet, front hooves to back hooves.

10. **UNACCEPTABLE OBSTACLES**

- a. Animals
- b. Hides
- c. PVC pipes
- d. Dismounting
- e. Rocking or moving bridges
- f. Water box with floating or moving parts
- g. Flames, dry ice, fire extinguisher, etc.
- h. Logs or poles elevated in a manner that permits such to roll.

Section 4. HIGH SCORE AWARDS

1. **TRAIL HORSE IN HAND, ADOLESCENT THREE YEARS & UNDER**

Open to horses and ponies, three years and under, cross entry to any other ridden trail class at the same show is prohibited. The handler will lead the horse/pony through, over, and around the obstacles. Touching the horse will be penalized, but not necessarily disqualified. Horse shall be shown in a halter. Personal appointments are optional for the handler. To be shown at a walk and trot. Obstacles will be according to WSH Western Division. An Exhibitor/horse who has a major fault may not place over a horse/exhibitor with any minor faults. All horses/exhibitors eligible will be placed.

2. **TRAIL IN HAND, OPEN**

Open to any age or breed of horse, pony or mule. Cross entry to any other riding Trail class with the same exhibitor is prohibited. The handler will lead the horse/pony/mule through, over and around the obstacles. Touching the horse will be penalized, but not necessarily disqualified. Horse shall be shown in a halter. Personal appointments are optional for the handler. To be shown at a walk and a trot. Obstacles will be according to WSH Western Division. An Exhibitor/horse who has a major fault may not place over a horse/exhibitor with any minor faults. All horses/exhibitors eligible will be placed.

TRAIL HORSE, ENGLISH OR WESTERN

English or Western tack and appointments. To be shown over and through obstacles at a walk, trot/jog/intermediate gait, and canter/lope, on a reasonably loose rein without undue restraint. Cross Entry NOT allowed between age groups, this applies to both horse and rider. An Exhibitor/horse who has a major fault may not place over a horse/exhibitor with any minor faults. All horses/exhibitors eligible will be placed.

3. **JR. EX. 13 & UNDER**

4. **JR. EX. 14-18**

5. **SR. EX. 19 & over**

6. TRAIL HORSE, ENG./WEST., GREEN 1st/2nd Yr.

For horses in their first or second year of showing in Trail under saddle in USE/Equine Canada/WSH and/or breed association recognized shows. To be shown over and through obstacles at a walk, trot/jog/intermediate gait, and canter/lope on a reasonably loose rein without undue restraint. May be conducted as a walk/trot class. Cross entry to other trail classes allowed. An Exhibitor/horse who has a major fault may not place over a horse/exhibitor with any minor faults. All horses/exhibitors eligible will be placed.

7. MARIANN BONWELL LEADLINE TRAIL, ENG./WEST., RIDERS 6 & UNDER

English or Western tack and appointments. Exhibitors must wear an ASTM/SEI approved helmet properly fitted with harness in place at all times when mounted on show grounds. Hooded stirrups permitted; chaps are optional. If feet are not in stirrup, the exhibitor may be penalized. Spurs are prohibited. To be led from the ground by a senior exhibitor (*19 & over*), over and through a short course of obstacles, such as a bridge, gate, mailbox, cones or other markers to be walked over or through, and dismount and lead horse from one point to another then remount (leader may assist in dismount and mount, if used). Obstacles should show entrant's ability to do simple things around a horse and obstacles, and the horse's patience and manners. Riders must not be tied or fastened to the saddle in any way. No cross entry of riders in any other class except leadline classes; horse may be cross-entered. An Exhibitor/horse who has a major fault may not place over a horse/exhibitor with any minor faults. All horses/exhibitors eligible will be placed. Sponsored by Linda Witt.

8. MARIANN BONWELL WALK-TROT TRAIL, ENG./WEST., RIDERS 10 & UNDER

For beginning riders 10 and under who are qualified to walk and *jog*/trot their horses. English or western tack and appointments. Hooded stirrups permitted. Chaps are optional. To be shown through a course of obstacles at the walk and *jog*/trot/intermediate gait. Not to be asked to canter/*lope*, dismount, or mount. No cross entry of riders to any three gaited classes. (Note: cross entry restriction is on the rider; it does not apply to the horse.) The course designer is requested to take the age of the riders into consideration. An Exhibitor/horse who has a major fault may not place over a horse/exhibitor with any minor faults. All horses/exhibitors eligible will be placed.

9. TRAIL HORSE, ENGLISH/WESTERN, SR AM, W/T

To be shown over and through obstacles at a walk and trot/jog/intermediate gait, on a reasonably loose rein without undue restraint. The same horse/rider combination cross entry to 3 gaited classes is not allowed. An Exhibitor/horse who has a major fault may not place over a horse/exhibitor with any minor faults. All horses/exhibitors eligible will be placed.

10. TRAIL HORSE, ENGLISH/WESTERN, OPEN, W/T

To be shown over and through obstacles at a walk and trot/jog/intermediate gait, on a reasonably loose rein without undue restraint. The same horse/rider combination cross entry to 3 gaited classes is not allowed. An Exhibitor/horse who has a major fault may not place over a horse/exhibitor with any minor faults. All horses/exhibitors eligible will be placed.

PART C—WESTERN RIDING

Section 1. SHOW RULES

Western riding is an event where the horse is judged on quality of gaits, lead changes at the lope, response to the rider, manners and disposition. The horse should perform with reasonable speed and be sensible, well mannered, free and easy moving.

1. Credit should be given for, and emphasis placed on smoothness, even cadence of gaits, and the horse's ability to change leads precisely and easily rear and front at the center point between markers. The horse should have a relaxed head carriage showing response to the rider's hands, with a moderate flexion at the poll. Horses may be ridden with light contact or on a reasonably loose rein. The horse should cross the log at both the jog-trot and lope without breaking gait or radically changing stride. Horses doing simple lead changes will be penalized, but not necessarily disqualified.
2. An Exhibitor/horse who has a major fault may not place over a horse/exhibitor with any minor faults. All horses/exhibitors eligible will be placed.
3. *See Western Division and Equitation for appropriate tack and attire.*

Section 2. RULES FOR JUDGING WESTERN RIDING

A. GENERAL

1. SCORING

Scoring will be on a basis of 0-100 with 70 denoting an average performance. Scoring guidelines to be considered; points will be added or subtracted from the maneuvers on the following basis, ranging from plus 1½, to minus 1½: -1½ extremely poor, -1 very poor, -½ poor, 0 average, +½ good, +1 very good, +1½ excellent. Maneuver scores are to be determined independently of penalty points.

An exhibitor shall be penalized each time the following occur:

One-half (½) point:

Tick or light touch of log

One (1) point:

Hitting or rolling the log

Break of gait at walk or jog up to two strides

Out of lead for more than 1 stride either side of the center point and between the markers

Splitting the log (log between the two front or two hind feet) at the lope.

Hind legs skipping or coming together during lead change.

Non-simultaneous lead change (front to hind or hind to front).

Three (3) points:

Not performing the specific gait (jog or lope) or stopping when called for in the pattern, within 10 feet (3m) of the designated area.

Break of gait at the lope

Simple change of leads

Out of lead prior to the designated change from the cone to the previous change area or out of lead after the designated change from the cone to the next designated change area

Additional lead changes anywhere in pattern (except when correcting an extra change or incorrect lead departure)

Break of gait at walk or jog for two or more strides

Five (5) points:

Out of lead beyond the next designated change area (note: failures to change, including cross-cantering, at two consecutive change areas would result in two five point penalties)

Blatant disobedience including kicking out, biting, bucking, and rearing

Holding saddle with either hand. Use of either hand to instill fear or praise

Disqualified – 0 score

Fall to ground by horse or exhibitor

Illegal equipment

Willful abuse

Off course

Knocking over markers.

Completely missing log

Major refusal- stop and back more than 2 strides or 4 steps with front legs.

Major disobedience – rearing, including schooling.

Use of two hands except when using a snaffle bit

More than one finger between split reins or any fingers between romal reins

Section 3. HIGH SCORE AWARDS RULES

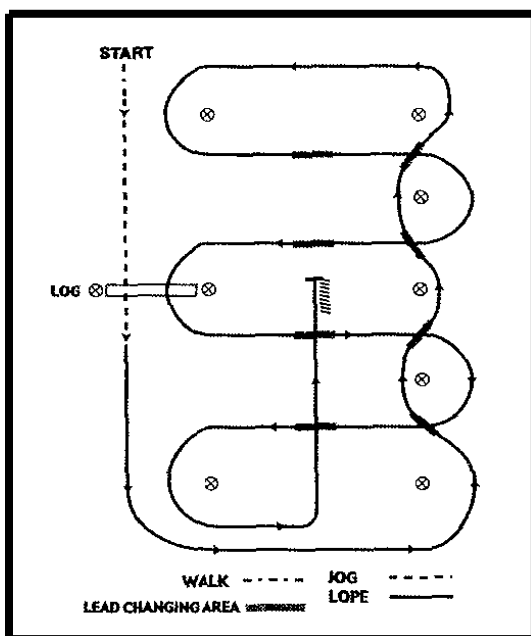
1. WESTERN RIDING, OPEN

Western Riding See Patterns 1, 2, 3 & 4 on the following pages for course layouts and directions.

- a. Cones are to be 15 feet from rail
- b. Cones are to be 30 to 50 feet from each other on the line
- c. 50 to 80 feet is the width of the pattern.

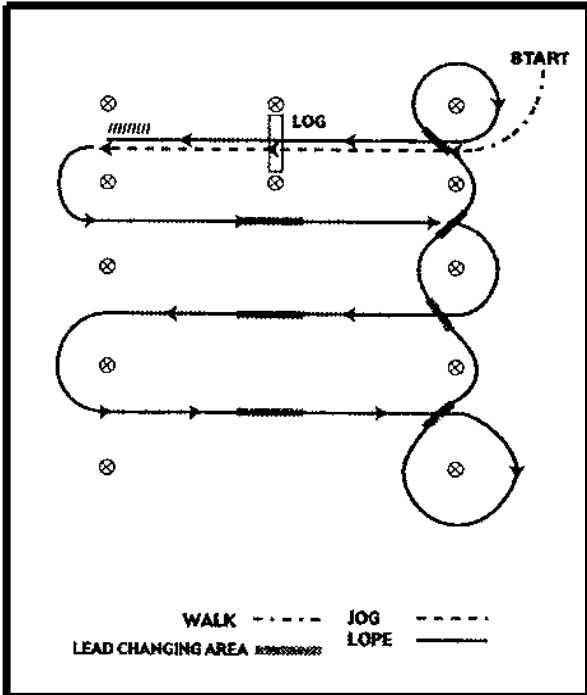
WESTERN RIDING PATTERN #1

1. Walk; transition to jog; jog over log.
2. Transition to left lead & lope around end.
3. First line change.
4. Second line change.
5. Third line change.
6. Fourth line change; lope around the end of arena.
7. First crossing change.
8. Second crossing change.
9. Lope over log.
10. Third crossing change.
11. Fourth crossing change.
12. Lope up the center, stop, and back.



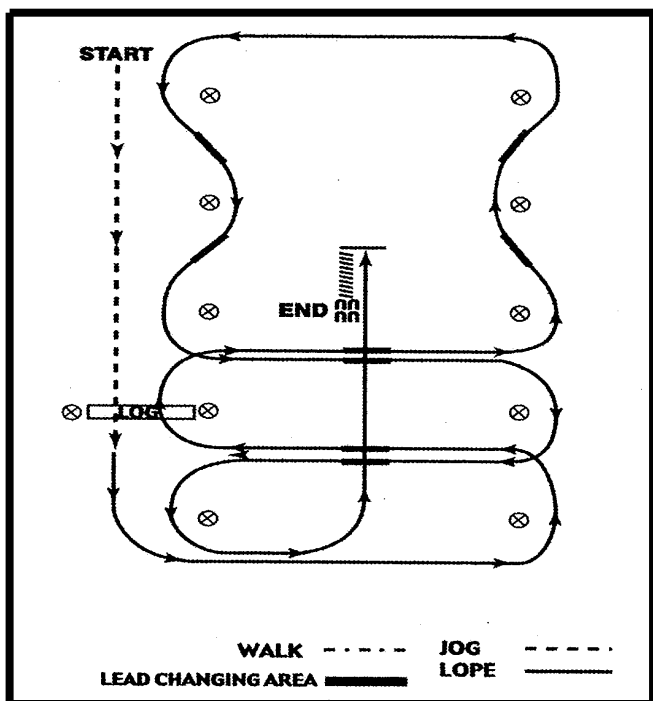
WESTERN RIDING PATTERN #2

1. Walk, transition to jog and *jog* over log.
2. Transition to lope on left lead.
3. First crossing change.
4. Second crossing change.
5. Third crossing change.
6. Circle and first line change.
7. Second line change.
8. Third line change.
9. Fourth line change and circle.
10. Lope over log.
11. Lope, stop, and back.



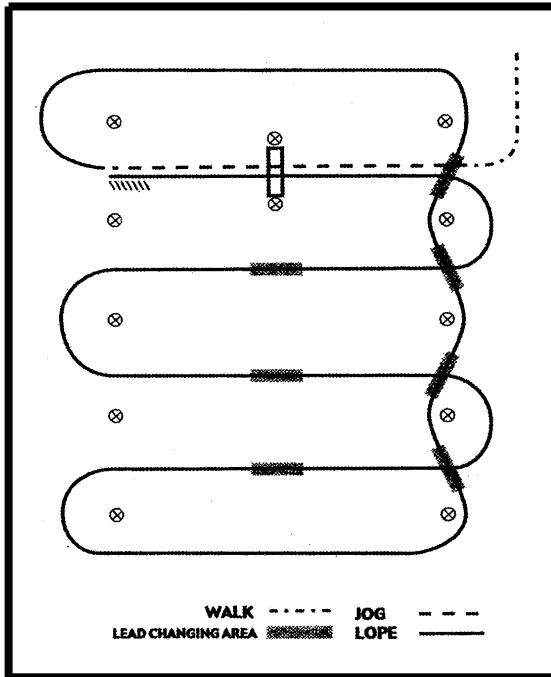
WESTERN RIDING PATTERN #3

1. Walk, transition to jog and jog over log.
2. Transition to left lead.
3. First crossing change.
4. Lope over log.
5. Second crossing change.
6. First line change.
7. Second line change.
8. Third line change.
9. Fourth line change.
10. Third crossing change.
11. Fourth crossing change.
12. Lope up the center, stop, and back.



WESTERN RIDING PATTERN #4

1. Walk, transition to jog and jog over log.
2. Transition to right lead.
3. First line change.
4. Second line change.
5. Third line change.
6. Fourth line change.
7. First crossing change.
8. Second crossing change.
9. Third crossing change.
10. Lope over pole.
11. Lope, stop, and back.



PART D—RANCH HORSE

Section 1: RANCH RIDING OPEN

Note: AQHA patterns must be used, download patterns AQHA website. Washington State Horsemen score sheets must be used and can be found on the website at <https://washingtonstatehorsemen.org/>.

The purpose of Ranch Riding horse should reflect the versatility, attitude, and movement of a working horse. The horse's performance should simulate a horse riding outside the confines of an arena and that of a working ranch horse. This class should show the horse's ability to work at a forward and working speed while under control by the rider. Light contact should be rewarded, and horse shall not be shown on a full drape of reins. Allow posting and holding the saddle horn. The horses head position should be elevated and above the level at all gaits. The overall manners and responsiveness of the horse while performing the maneuver requirements, and the horse's quality of movement are the primary considerations.

- a. Each horse will work individually, performing both required and optional maneuvers, and scored on the basis of 0 - 100, with 70 denoting an average performance.
- b. Each maneuver will receive a score that should be added or subtracted from 70 and is subject to a penalty that should be subtracted.
- c. Each maneuver will be scored on the following basis, ranging from plus 1 ½ to minus 1 1/2:
 - i. -1 ½ extremely poor
 - ii. -1 very poor
 - iii. -½ poor
 - iv. 0 Correct
 - v. +½ good
 - vi. +1 very good
 - vii. +1 ½ excellent.
- d. Maneuver scores are to be determined and assessed independently of penalty points.
- e. The required maneuvers will include the walk, jog and lope in both directions: and the extended jog and extended lope in at least one direction; as well as stops and back.
- f. Three (3) optional maneuvers may include a side pass, turns of 360 degrees or more, changes of lead (simple or flying), walk, jog or lope over a pole(s); or some reasonable combination of maneuvers that it would be reasonable for a ranch horse to perform.
- g. The maneuvers may be arranged in various combinations with the final approval of the judge.
- h. The overall cadence and performance of the gaits should be with an emphasis on forward movement, free-flowing, and ground covering for all gaits. Transitions should be performed where designated with smoothness and responsiveness.
 - i. There is no time limit.
 - j. One of the suggested patterns may be used; however, a judge may utilize a different pattern as long as all required maneuvers and the

- three (3) or more optional maneuvers are included. Should a judge use one of his/her own patterns it is recommended to not have a stop following an extended lope.
- k. The use of natural logs is encouraged.
 - l. Posting at the jog is acceptable.
 - m. Touching or holding the saddle horn is acceptable.
 - n. Apparel and Equipment:
 - i. No hoof polish**
 - ii. No braided or banded manes or tail extensions. **
 - iii. Trimming inside of ears is discouraged. **
 - iv. Trimming bridle path is allowed, also trimming of fetlocks or excessive (long) facial hair.
 - v. Silver on bridles and saddles is discouraged and will not count over a good working outfit.
 - vi. It is suggested competitors use a breast collar and a rear cinch.
 - vii. Attire should be conservative in nature and reflect what would be seen on a working ranch. Embellished western pleasure attire is not allowed. Chaps and chinks are allowed.

Penalties:

One (1) point penalty:

Too slow/per gait (per maneuver)

Over bridled (per maneuver)

Out of frame (per maneuver)

Break of gait at walk or jog for 2 strides or less.

Wrong lead or out of lead for 2 strides or less.

Three (3) point penalty:

Break of gait at walk or jog for more than 2 strides

Break of gait at lope, except when correcting an incorrect lead change

Wrong lead or out of lead more than two (2) strides

Draped reins (per maneuver)

Out of lead or cross-cantering more than two strides when changing leads.

Jogging more than three strides when making a simple lead change.

Severe disturbance of any obstacle.

Jogging more than three (3) strides in a lope departure or exiting a rollback into a lope from a stop or walk.

Five (5) point penalties:

Blatant disobedience (kick, bite, buck, rear, etc.) for each refusal.

OFF PATTERN (OP)

Places below horses performing all maneuvers:

Eliminates maneuver

Incomplete maneuver

Breaking Pattern

**While the intent of this division is to present a horse and rider that reflect a team which can be found on a working ranch—use of hoof polish, banding or braiding of manes, tail extensions and trimming inside of ears are discouraged but will not be penalized.

1. RANCH RIDING, JR EXHIBITOR 18 & under

2. RANCH RIDING, SR EXHIBITOR 19 & over

Sponsor Ribbons with Tina Trussell

3. RANCH RIDING, LIMIT HORSE

The purpose of Ranch Riding horse should reflect the versatility, attitude, and movement of a working horse. The horse's performance should simulate a horse riding outside the confines of an arena and that of a working ranch horse. This class should show the horse's ability to work at a forward and working speed while under control by the rider. Light contact should be rewarded, and horse shall not be shown on a full drape of reins. Allow posting and holding the saddle horn. The horses head position should be elevated and above the level at all gaits. The overall manners and responsiveness of the horse while performing the maneuver requirements, and the horse's quality of movement are the primary considerations.

Horse may not have won six (6) firsts in Ranch Riding. Sponsor Camille Scarey

4. RANCH RIDING, LIMIT RIDER W/J

The purpose of Ranch Riding horse should reflect the versatility, attitude, and movement of a working horse. The horse's performance should simulate a horse riding outside the confines of an arena and that of a working ranch horse. This class should show the horse's ability to work at a forward and working speed while under control by the rider. Light contact should be rewarded, and horse shall not be shown on a full drape of reins. Allow posting and holding the saddle horn. The horses head position should be elevated and above the level at all gaits. The overall manners and responsiveness of the horse while performing the maneuver requirements, and the horse's quality of movement are the primary considerations. Exhibitors will be asked to walk, extend the walk, jog, extend the jog, stop from any gait, back, and turn of 180 degrees. Cross entry is permitted into walk/jog and 3 gait classes.

Sponsor Cascade Zone

5. RANCH RIDING, GREEN HORSE 1ST & 2ND YR

The purpose of Ranch Riding horse should reflect the versatility, attitude, and movement of a working horse. The horse's performance should simulate a horse riding outside the confines of an arena and that of a working ranch horse. This class should show the horse's ability to work at a forward and working speed while under control by the rider. Light contact should be rewarded, and horse shall not be shown on a full drape of reins. Allow posting and holding the saddle horn. The horses head position should be elevated and above the level at all gaits. The overall manners and responsiveness of the horse while performing the

maneuver requirements, and the horse's quality of movement are the primary considerations. Exhibitor may ride two handed in a snaffle. Class open to horses in their first or second year of showing Ranch Riding. Cross entry is permitted into walk/jog and 3 gait classes. Sponsor Lori Stanzik Thompson

6. RANCH RIDING, LIMIT HORSE W/J

The purpose of Ranch Riding horse should reflect the versatility, attitude, and movement of a working horse. The horse's performance should simulate a horse riding outside the confines of an arena and that of a working ranch horse. This class should show the horse's ability to work at a forward and working speed while under control by the rider. Light contact should be rewarded, and horse shall not be shown on a full drape of reins. Allow posting and holding the saddle horn. The horses head position should be elevated and above the level at all gaits. The overall manners and responsiveness of the horse while performing the maneuver requirements, and the horse's quality of movement are the primary considerations. Exhibitors will be asked to walk, extend the walk, jog

stop from any gait, back, and turn of 180 degrees. Horse may not have won six (6) firsts in Ranch Riding. Cross entry is permitted into walk/jog and 3 gait classes. Sponsor Wren Ranch, Shanna Claggart

7. RANCH RIDING, GREEN HORSE 1ST & 2ND YR, W/J

The purpose of Ranch Riding horse should reflect the versatility, attitude, and movement of a working horse. The horse's performance should simulate a horse riding outside the confines of an arena and that of a working ranch horse. This class should show the horse's ability to work at a forward and working speed while under control by the rider. Light contact should be rewarded, and horse shall not be shown on a full drape of reins. Allow posting and holding the saddle horn. The horses head position should be elevated and above the level at all gaits. The overall manners and responsiveness of the horse while performing the maneuver requirements, and the horse's quality of movement are the primary considerations.

Exhibitor may ride two handed in a snaffle. Class open to horses in their first or second year of showing Ranch Riding. Exhibitors will be asked to walk, extend the walk, jog, extend the jog, stop from any gait, back, and turn of 180 degrees. Cross entry is permitted into walk/jog and 3 gait classes. ponsor Charmayne & Scott Garrison, Rocking G Ranch

8. RANCH RIDING, GREEN RIDER, 1ST & 2ND YR, W/J

The purpose of Ranch Riding horse should reflect the versatility, attitude, and movement of a working horse. The horse's performance should simulate a horse riding outside the confines of an arena and that of a working ranch horse. This class should show the horse's ability to work at a forward and working speed while under control by the rider. Light contact should be rewarded, and horse shall not be shown on a full drape of reins. Allow posting and holding the saddle horn. The horses

head position should be elevated and above the level at all gaits. The overall manners and responsiveness of the horse while performing the maneuver requirements, and the horse's quality of movement are the primary considerations.

Exhibitor may ride to handed in a snaffle. Class open to riders in their first or second year of showing Ranch Riding. Exhibitors will be asked to walk, extend the walk, jog, extend the jog, stop from any gait, back, and turn of 180 degrees. Cross entry is permitted into walk/jog and 3 gait classes. Sponsor Stephanie Price

9. RANCH RIDING, GREEN RIDER 1ST & 2ND YR

The purpose of Ranch Riding horse should reflect the versatility, attitude, and movement of a working horse. The horse's performance should simulate a horse riding outside the confines of an arena and that of a working ranch horse. This class should show the horse's ability to work at a forward and working speed while under control by the rider. Light contact should be rewarded, and horse shall not be shown on a full drape of reins. Allow posting and holding the saddle horn. The horses head position should be elevated and above the level at all gaits. The overall manners and responsiveness of the horse while performing the maneuver requirements, and the horse's quality of movement are the primary considerations.

Exhibitor may ride two handed in a snaffle. Class open to riders in their first or second year of showing Ranch Riding. Cross entry is permitted into walk/jog and 3 gait classes. Sponsor PRZ Youth

10. RANCH RIDING, LIMIT RIDER

The purpose of Ranch Riding horse should reflect the versatility, attitude, and movement of a working horse. The horse's performance should simulate a horse riding outside the confines of an arena and that of a working ranch horse. This class should show the horse's ability to work at a forward and working speed while under control by the rider. Light contact should be rewarded, and horse shall not be shown on a full drape of reins. Allow posting and holding the saddle horn. The horses head position should be elevated and above the level at all gaits. The overall manners and responsiveness of the horse while performing the maneuver requirements, and the horse's quality of movement are the primary considerations.

Exhibitor may not have won six (6) firsts in Ranch Riding. Cross entry is permitted into walk/jog and 3 gait classes.

Sponsor PRZ Youth

Section 2: RANCH RAIL OPEN

Horses competing in Ranch Rail class should reflect the versatility, attitude, and movement of a working horse. The horse's performance should simulate a horse riding outside the confines of an arena and that of a working ranch horse. This class should show the horse's ability to work at a forward and working speed while under control by the rider. Light contact should be rewarded and horse shall not be shown on a full drape of reins. Allow posting and holding the saddle horn. The horses

head position should be elevated and above the level at all gaits. The overall manners and responsiveness of the horse while performing the maneuver requirements, and the horse's quality of movement are the primary considerations. The class will be worked both directions of the arena. Exhibitors will be asked to walk, extend the walk, jog, extend the jog, lope, extend the lope, stop from any gait, back, side pass to and from the rail, and turn of 180 degrees or greater. Any class size greater than 8 may be worked in lots at show management or judge's discretion depending on arena capacity and safety. Sponsor Matt Olson

11. RANCH RAIL, JR EX 18 & under

12. RANCH RAIL, SR EX 19 & over

13. RANCH RAIL OPEN, JR/SR EX W/J

Horses competing in Ranch Rail class should reflect the versatility, attitude, and movement of a working horse. The horse's performance should simulate a horse riding outside the confines of an arena and that of a working ranch horse. This class should show the horse's ability to work at a forward and working speed while under control by the rider. Light contact should be rewarded and horse shall not be shown on a full drape of reins. Allow posting and holding the saddle horn. The horses head position should be elevated and above the level at all gaits. The overall manners and responsiveness of the horse while performing the maneuver requirements, and the horse's quality of movement are the primary considerations. The class will be worked both directions of the arena. Exhibitors will be asked to walk, extend the walk, jog, extend the jog, stop from any gait, back, side pass to and from the rail, and turn of 180 degrees or greater. Any class size greater than 8 may be worked in lots at show management or judge's discretion depending on arena capacity and safety. No cross entry to three (3) gait classes same horse/rider combination. Sponsor Willie Hansen

Section 3: RANCH CONFORMATION

The purpose of ranch conformation is to present a well-mannered horse which reflects a positive combination of balance, structural correctness, and movement with appropriate breed and sex characteristics and adequate muscling. The ideal Ranch conformation horse should have a natural ranch horse appearance from head to tail. Horses are to be shown in a good working halter: rope, braided, nylon or plain leather. Horses may be shown in a leather lead shank with an attached chain either under or over the nose. Banding, braiding, hoof polish, tail extensions and trimming of ears are discouraged but will not be penalized. Sponsor Tina Trussell

Section 4: RANCH HORSE TRAIL

The ranch trail class should test the horse's ability to cope with situations encountered while being ridden through a pattern of obstacles generally found during the course of everyday ranch work.

The horse/rider team is judged on the correctness, efficiency and pattern accuracy with which the obstacles are negotiated, and the attitude and mannerisms exhibited by the horse. Judging emphasis is on identifying the well broke, responsive and well-mannered horse which can correctly navigate and negotiate the course. The ideal ranch trail horse should have a natural ranch horse appearance from head to tail in each maneuver.

The ranch trail course will include no less than six and no more than nine obstacles. It is mandatory that the horse be asked to walk, trot and lope during the course. Care must be exercised to avoid setting up any obstacles that may be hazardous to the horse or rider. When setting courses, management will be mindful that the idea is not to trap a horse/rider team or eliminate it by making an obstacle too difficult. All courses and obstacles are to be constructed with safety in mind so as to reduce the risk for accidents.

Show committee shall have the option of setting up the trail course to best fit the arena conditions. Judges must walk the course and have the right and duty to alter the course if it is not in keeping with the intent of the class. Judges may remove or change any obstacles they deem unsafe, non-negotiable or unnecessarily difficult.

Any time a trail obstacle becomes unsafe during a class, it shall be repaired or removed from the course. If the course cannot be repaired and some horses have completed the course, the score for that obstacle shall be deducted from all previous draws in that class.

A horse with a major fault may not place above or over a horse with minor fault(s).

14. RANCH HORSE TRAIL, JR EX, SR EX

15. RANCH HORSE TRAIL OPEN W/J

Exhibitors may not be asked to lope. Same horse/rider combination may not cross enter to three (3) gaited classes. Sponsor Willie Hansen.

PROHIBITED OBSTACLES: Tarps, water obstacles with slick bottoms, PVC pipe used as a jump or walk over, tires, rocking or moving bridges, logs elevated in a manner that permits such to roll in a dangerous manner.

OBSTACLES AND/OR MANUEVERS.

1. Ride over obstacles on the ground (usually logs). Walk, jog or lope may be used.
 - a. Walk-overs: Walk over no more than five logs no more than 10 inches high and spacing between 26 – 30 inches. The formation may be straight, curved, zigzagged or raised.
 - b. Jog-overs: Jog over no more than five logs no more than 10 inches high. The space between logs or poles should be 36-42 inches. The formation can also be straight, curved, zigzagged or raised.

- c. Lope-overs: Lope over no more than five logs no more than 10 inches high. The space between logs should be 6 to 7 feet. The formation can also be straight, curved, zigzagged or raised.
2. Opening, passing through and closing gate: Use gate that will not endanger horse or rider and requires minimum side passing.
3. Ride over wooden bridge: Bridge should be sturdy, safe and negotiated at a walk only. Heavy plywood lying flat on the ground is an acceptable simulation of a bridge. Suggested minimum width shall be 36 inches wide and at least 6 feet long.
4. Backing obstacles: Backing obstacles are to be spaced at a minimum of 28 inches. If elevated, 30 inch spacing is required. Back through and around at least three markers. Back through L, V, U or straight or similarly shaped course which may be elevated no more than 24 inches.
5. Side-pass obstacle: Any object which is safe and of any length may be used to demonstrate responsiveness of the horse to leg signals. Raised side pass obstacles should not exceed 12 inches.
6. Drag an object: The exhibitor must have the rope dallyed on the saddle horn (half or full dally) for the duration of the drag.

OPTIONAL OBSTACLES. Optional obstacles may be used provided the obstacles can be found in everyday ranch work. Optional obstacles from which selections can be made include, but are not limited to:

- a. A jump obstacle whose center height is not less than 14 inches high or more than 25 inches high. Holding the saddle horn is permissible for this obstacle.
- b. Only live or stuffed animals which would normally be encountered in an outdoor setting may be used but not to be used in an attempt to spook a horse.
- c. Carry object from one part of the arena to another.
- d. Remove and replace materials from a mailbox.
- e. Swing rope or throw rope at a dummy steer head.
- f. Step in and out of obstacle.
- g. Put on slicker or coat.
- h. Stand to mount with mounting block.
- i. Open gate on foot.
- j. Pick up feet.
- k. Ground tie. (Hobbles are allowed)
- l. Lead at the trot.

Trail pattern must be posted at least one hour prior to competition. Printed handouts for exhibitors are helpful and encouraged.

CREDITS AND PENALTIES.

All runs begin upon entering the pen and any infractions are subject to penalty at that time (such as two hands on the reins, using either hand to

instill fear or praise, etc.). The rider has the option of eliminating any obstacle, however this will result in being “off pattern” (OP) and the horse/rider team may not place above others who have completed the pattern correctly. A judge may ask a horse to pass on an obstacle after three refusals or at any time for safety concerns. Credit is given to horse/rider teams who negotiate the obstacles correctly and efficiently. Horses should receive credit for showing attentiveness to obstacles and ability to negotiate through the course when the obstacles warrant it while willingly responding to rider’s cues on more difficult obstacles. Quality of movement and cadence should be considered part of the maneuver score for the obstacle.

Penalties are assessed as follows:

One (1) Point Penalty:

- a. *Over-bridled (per maneuver), out of frame (per maneuver)*
- b. *Each hit, bite or stepping on a log, cone, plant or any component of the obstacle*
- c. *Incorrect or break of gait at walk or jog for two (2) strides or less*
- d. *Both front or hind feet in a single-stride slot or space at a walk or jog*
- e. *Skipping over or failing to step into required space*
- f. *Split pole in lope-over*
- g. *Incorrect number of strides, if specified*
- h. *One to two steps on mount/dismount or ground tie, except shifting to balance.*
- i. *Wrong lead or out of lead for two (2) strides or less.*

Three (3) Point Penalty:

- a. *Wrong lead or out of lead for more than two (2) strides*
- b. *Draped reins*
- c. *Break of gait at lope, except when correcting an incorrect lead*
- d. *Break of gait at walk or jog for more than two (2) strides*
- e. *Three or four steps on mount/dismount on ground tie.*
- f. *Trotting for more than three (3) strides in lope departures or exiting a rollback into a lope from a stop or walk*
- g. *Knocking down or over, or severely disturbing an obstacle*
- h. *Stepping out of or falling off an obstacle with one (1) foot*
- i. *Missing or evading part of a log/obstacle with one (1) foot*

Five (5) Point Penalty:

- a. *Spurring in front of cinch*
- b. *Blatant disobedience*
- c. *Use of either hand to instill fear/praise*
- d. *Knocking over, stepping out of or falling off an obstacle with more than one foot*
- e. *Dropping an object required to be carried*
- f. *1st or 2nd cumulative refusal*
- g. *Letting go of gate*
- h. *Five or more steps on mount/dismount or ground tie.*
- i. *Missing or evading part of a log/obstacle with more than one foot*

Ten (10) Point Penalty:

- a. *Unnatural ranch horse appearance (Horse's tail is obvious and consistently carried in an unnatural manner in every maneuver).*
- b. *Failure to close the gate*
- c. *Failure to rope the calf head, dally and remain dallied.*

Off-Pattern (OP):

Exhibitors cannot place above others who complete pattern correctly.

- a. *Breaking pattern*
- b. *Eliminating or adding a maneuver*
- b. *Leaving working area before pattern is complete*
- c. *3rd refusal*
- d. *Repeated blatant disobedience*
- e. *Failure to open the gate and go through the gate*

Disqualified - Zero (0) score:

- a. *Lameness*
- b. *Abuse*
- c. *Illegal equipment*
- d. *Disrespect or misconduct*
- e. *Improper western attire*
- f. *Fall of horse/rider.*
- g. *Use of two hands except when using a snaffle bit*
- h. *More than one finger between split reins or any*

SECTION 5:

HIGH SCORE AWARDS

1. HIGH SCORE RANCH HORSE PERPETUAL

A perpetual trophy to be awarded to High Point Ranch Horse. Points count from WSH A and B System shows in Ranch Riding Open, Ranch Rail, Ranch Trail and Ranch Horse Conformation. Limit Horse Ranch Riding, Ranch Riding Limit Riding W/J and Ranch Riding Green Horse 1st and 2nd year do not count. Top 8 Score to count. Sponsored by Jane Rodriguez.

PART E- WORKING RANCHER

Section 1. SHOW RULES

The scoring system for Ranch Horse Trail will be used for this class.

Exhibitors will ride to a predetermined pattern. If a rider does not finish the pattern or is off course the exhibitor will be disqualified. Horses are to be shown in standard Western Equipment. Protective boots, leg wraps, and bandages are allowed. Judged on performance and manners on each element/obstacles. Patterns follow, additional patterns available from the WSH Horse show Director and on the WSH website:

Working Rancher Pattern 1

Working Rancher Pattern 2

Patterns are posted on the WSH website and will be printed and posted when this class is offered.

**THIS
PAGE
LEFT
INTENTIONALLY
BLANK**

**WSH Licensed Officials Committee 2024
Judges and Stewards List**

NAME & ADDRESS	PHONE & EMAIL	RATINGS
BACH, HEIDI 309 Cullum Ave Richland, WA 99352	509-380-3295 HBPerformancehorses@hotmail.com	Jr – W, Paint, Eq
BRYSON, STEVE 3910 100 St Gig Harbor, WA 98332	360-888-6675 C 360-455-1481 H threebeatlope@yahoo.com	Sr. – QH,W,St/E,H,Rn WAHSET PtHA
CALL-JONES, TAMMY 2363 Mt View Rd E Port Orchard, WA 98366	360-710-3049 C 360-871-2953 H klahowya@aol.com	Jr.-St/E, H/E, E,W Steward
CANDA, JERRY 25615 SE 416 th St Enumclaw, WA 98122	206-329-5480 C CANDAROSA50@yahoo.com	USE (R) Arabian Judge
DODD-DURAN, JACQUI 1385 W Brunner Rd Athol, ID 83801	208-659-6622 jacquidodd@yahoo.com	Sr.-A,W,St/E,Rn USE “R” Arabian
GARDNER, LISA PO Box 1010 McKenna, WA 98558	253-208-8319 C cuteloper@aol.com	Steward
GRAY, JAIME 4714 Mill Pond Drive SE #406 Auburn, WA 98092	(253)241-1404 C JaimeW_Gray@yahoo.com	JR - PT, Pt, QH, St/E POA, IHSA, AMA
HOINES, DEBBIE 5907 Johnson Point Rd NE Olympia, WA 98516	360-556-1227 C 360-456-4879 H flarebear@cco.net	Jr.- E, W, SS/E, Pt, POA WAHSET
KIEHN, PAM 363 Rogers Rd Chehalis, WA 98532	360-269-5285 C 360-748-6006 H acresofpride@localaccess.com	Sr.-E, W, H/S, St/E WAHSET, POA
LANTZ-MANNING, BARBARA 9511 Amanda DR NE Olympia WA 98516	360-464-5902 C bjlanman@gmail.com	Sr.-A, Mini, Pinto, W/E

**WSH Licensed Officials Committee 2024
Judges and Stewards List**

NAME & ADDRESS	PHONE & EMAIL	RATINGS
MASENGALE, DAVID P.O. Box 60 Harrah, WA 98933	509-480-7432 C yeehaadavid@yahoo.com	Sr.-St/St, Q, Ap WAHSET
MASENGALE, HEIDI P.O. Box 60 Harrah, WA 98933	509-480-7430 C dhtraining6@yahoo.com	Sr.-St/E, H/E, QH, Rn WAHSET
MILLER, GENEVIEVE 6181 Reecer Creek Rd Ellensburg, WA 98926	509-929-4244 gennymiller@fairpoint.net	Sr. - Appy, H/E, W, QH, IHSA NSBA, ApHC Level 1 AQHA WAHSET
MORIARTY, DAN 26728 W Tucker PR RD Cheney, WA 99004	509-999-0436 C 509-299-4191 H tpappys@gmail.com	Jr.-W, E, W/E, ApHC YEDA, IHSA PNW 4-H, WAHSET
MUIR, SUE 1925 198th Pl. SW Lynnwood, WA 98036	206-979-2836 C INFO@LASERITNOW.COM	Jr.- A, Rn, SS/E Sr-E, W, H/E, St/E NRHA
NORTON, KATHY 918 S 40 th Ave #51 Yakima, WA 98908	509-952-7865 C 509-966-0662 H kamwarro@yahoo.com	Jr.-A, E, SS/E, St/E
OLSON, CARRIE 15331 E. Palomino Blvd Fountain Hills, AZ 85268	253-740-8042 carrie.olson@q.com	Sr.-A, E, W, SS/E Steward Steward-USE R
ROSS, AMY 12224 S. Gwendolyn Ln Cheney, WA 99004	509-570-8590 rossamy646@gmail.com	Steward
ROWLEY, NICOLE PO Box 207 Thorp, WA 98946	253-740-3980 C rowleyn@hotmail.com	Sr.- W, A, H/E, St/E

**WSH Licensed Officials Committee 2024
Judges and Stewards List**

NAME & ADDRESS	PHONE & EMAIL	RATINGS
SHELTON-PALELEK, JOAN 13503 SE 37th St Vancouver WA 98683	206-972-2163 joanpalelek@gmail.com	SR-H,W, ST, E, H/E, R/N USE "R" Arabian Steward USE Steward C1 C2
SPENCER, DAWN PO Box 93 Brinnon, WA 98320	509-767-7247 C dawnspencer25@gmail.com	Jr.-POA, B, St/E PNW 4-H, WAHSET Steward
WILLIAMS, SHERRI 7503 Lyons Lane Yakima WA 98903	509-949-0291 C swluvs2trot@yahoo.com	Sr.- SS/E, W, A, St/E, Rn WAHSET Steward
Honorary Officials William Ford Barb Hento Mickey Lofgren Lea Williams Loris Gies		

**THIS
PAGE
LEFT
INTENTIONALLY
BLANK**

INACTIVE CLASS LIST

APPALOOSA HALTER HORSE, ANY AGE, ANY SEX A SYSTEM

**APPALOOSA YOUTH EXHIBITOR, ENGLISH ALL AROUND
18 & UNDER A SYSTEM**

**APPALOOSA YOUTH EXHIBITOR, WESTERN ALL AROUND 18 &
UNDER A SYSTEM**

APPALOOSA NOVICE NON PRO ALL AROUND A SYSTEM

ARAB IAN AND HALF ARABIAN MOUNTED NATIVE COSTUME

ARABIAN HALTER HORSE, ANY AGE, ANY SEX A SYSTEM

ARABIAN ENGLISH ALL AROUND A SYSTEM

ARABIAN WESTERN ALL AROUND A SYSTEM

**HALF ARABIAN HALTER, MARES AND GELDINGS, COLTS 1 YR AND
UNDER A SYSTEM**

HALF ARABIAN ENGLISH ALL AROUND A SYSTEM

HALF ARABIAN WESTERN ALL AROUND A SYSTEM

BUCKSKIN ALL AROUND YOUTH 18 & UNDER A SYSTEM ONLY

DRAFT HORSE HALTER, ANY AGE, ANY SEX

DRAFT HORSE CART CLASS

LIMIT PLEASURE DRIVING HORSE/PONY

BRIDLE PATH HACK OTHER THAN HUNTER TYPE

ENGLISH PLEASURE JR HORSE 5 YRS & UNDER

ENGLISH PLESURE SR HORSE 6 YRS & OVER

NOVICE HORSE ENGLISH PLEASURE W/T

NOVICE HORSE ENGLISH PLEASURE W/T/C

NOVICE RIDER ENGLISH PLEASURE W/T

NOVICE RIDER ENGLISH PLEASURE W/T/C

SIDESADDLE CLASS, LADIES OR GIRLS TO RIDE

SHOWMANSHIP PROFESSIONAL/SR AM/ JR EX

ENGLISH EQUITATION PROFESSIONAL/SR AM/JR EX

NOVICE HANDLER SHOWMANSHIP

NOVICE RIDER ENGLISH EQUITATION W/T

NOVICE RIDER ENGLISH EQUITATION W/T/C

EVELYN HUFF SADDLE SEAT EQUITATION MEDAL, JUNIORS 18 & under & SENIOR AMATEURS 19 & over

STOCKSEAT EQUITATION PROFESSIONAL/SR. AM/JR EX.

BRIDLE PATH HACK, HUNTER TYPE ALL AGES

HUNTER HACK

ADULT AMATEUR HUNTER

JUNIOR HUNTER, 18 & UNDER

LOW WORKING HUNTER

PRE-GREEN HUNTER OVER FENCES

REGULAR WORKING HUNTER

BEGINNING HUNTER OVER FENCES (B-SYSTEM)

JUNIOER/AMATEUR, JUMPER

LIMIT JUMPER

OPEN JUMPER

MCLEAVE-CLEARBROOK GOOD SEAT & HANDS OVER JUMPS PERPETUAL

THE DONALDA MAHAN ADULT AMATEUR EQUITATION OVER FENSES MEDAL PERPETUAL TROPHY

THE LWSC-BURKHEIMER STOCK SEAT MEDAL PERPERTUAL TROPHY

**THE DONALDA MAHAN ADULT AMATEUR EQUITATION OVER JUMPS
MEDAL WSH MEDAL CLASS**

**MCCLEAVE-CLEARBROOK GOOD SEAT AND HANDS OVER JUMP
MEDAL JR 18 & under WSH MEDAL CLASS**

FOX TROTTING HORSE, MODEL, ANY AGE, ANY SEX

FOX TROTTING HORSE, THREE GAITED

FOX TROTTING HORSE, TWO GAITED

FOX TROTTING HORSE VERSATILITY

EASY GAITED PERFORMANCE HORSE

EASY GAITED PLEASURE HORSE TWO GAIT

EASY GAIT PLEASURE HORSE THREE GAIT

NON-THOROUGHBRED

THOROUGHBRED

WASHINGTON BRED THOROUGHBRED

CHILDREN'S WORKING HUNTER

GREEN WORKING HUNTER

LIMIT WORKING HUNTER OVER FENCES

WORKING HUNTER OPEN

LONG STIRRUP/SHORT STIRRUP HUNTER OVER FENCES

TRAINING JUMPER

MORGAN ENGLISH ALL AROUND A SYSTEM

MORGAN WESTERN ALL AROUND A SYSTEM

**HIGH POINT MUSTANG IN OPEN COMPETITION PERPETUAL
TROPHY**

NATIONAL SHOW HORSE

HIGH POINT PALOMINO HORSE PERPETUAL TROPHY

PALOMINO ENGLISH HORSE, ALL AROUND

PALOMINO WESTERN HORSE, ALL AROUND

PASO FINO BELLAS FORMAS (CONFORMATION) ANY AGE/ANY SEX

PASO FINO PERFORMANCE

PERUVIAN PASO ALL AROUND

PINTO PERFORMANCE HORSE, AMATEUR OWNER 19 & OVER

PINTO PERFORMANCE HORSE DRIVING

PINTO YOUTH PERFORMANCE

**UNSHOD PONY PLEASURE DRIVING 12.2 HANDS & U
PONY PLEASURE DRIVING, JR AND SR DRIVER**

PONY PLEASURE LIMIT DRIVING

PONY PLEASURE AMATEUR DRIVING

HIGH POINT POA ALL AROUND

ALL AROUND HALTER POA

ALL AROUND ENGLISH POA

ALL AROUND WESTERN POA

**QUARTER HORSE YOUTH SHOWMANSHIP & HORSEMANSHIP A
SYSTEM**

**QUARTER HORSE YOUTH HUNTER UNDER SADDLE (NOT TO JUMP)
A SYSTEM**

QUARTER HORSE AMATEUR ALL AROUND A SYSTEM

QUARTER HORSE WESTERN WORKING (ALL AROUND) A SYSTEM

GEORGE "MAC" MCDONALD REINING PERPETUAL

NON PRO REINING

**HIGH POINT SADDLEBRED MOST VERSATILE HORSE PERPETUAL
AWARD**

HIGH POINT SADDLEBRED NATURAL PLEASURE HORSE & JR RIDER

HIGH POINT SADDLEBRED, COUNTRY PLEASURE ENGLISH
HIGH POINT SADDLEBRED, COUNTRY PLEASURE WESTERN
HIGH POINT SENIOR HORSE
HIGH PONT SADDLEBRED
HUNTER HACK
SADDBLEBRED IN HAND, ANY AGE, ANY SEX
SADDLEBRED BRIDLE PATH HACK
SADDLEBRED PERFORMANCE, FINE HARNESS
SADDLEBRED PERFORMANCE, FIVE GAITED
SADDLEBRED PERFORMANCE, THREE GAITED
SADDLEBRED SHOW PLEASURE DRIVING
SADDLEBRED SHOW PLEASURE, THREE GAITED ENGLISH
SADDLEBRED SHOW PLEASURE, THREE GAITED WESTERN
SADDLEBRED COUNTRY PLEASURE
THE BERDIE RAAB MEMORIAL PERPETUAL TROPHY
WALKING HORSE MODEL, TWO YRS & OVER
AMATEUR WALKING HORSE
PARK PLEASURE WALKING HORSE
VERSATILE PLANTATION WALKING HORSE
TENNESSEE WALKING HORSE PLANTATION
TWH PLANTATION, ENGLISH OR WESTERN, PRO AM
TWH PLANTATION, AMATEUR, ENGLISH OR WESTERN
TWH PLANTATION, ENGLISH OR WESTERN, TWO GAIT PRO AM
TWH PLANTATION, PRO AM

TWH ENGLISH PLANTATION, AMATEUR

TWH ENGLISH PLANTATION, TWO GAIT AMATEUR

TWH WESTERN PLANTATION

TWH WESTERN PLANTATION, PRO AM

TWH WESTERN PLANTATION, AMATEUR

TWH WESTERN PLANTATION, TWO GAIT PRO AM

TWH WESTERN PLANTATION, TWO GAIT AMATEUR

TWH LITE SHOD PLANTATION

TWH LITE SHOD PLANTATION, ENGLISH OR WESTERN, PRO AM

**TWH LITE SHOD PLANTATION, ENGLISH OR WESTERN, TWO GAIT,
PRO AM**

TWH LITE SHOD ENGLISH PLANTATION PRO AM

TWH LITE SHOD ENGLISH PLANTATION, AMATEUR

TWH LITE SHOD ENGLISH PLANTATION, TWO GAIT PRO AM

TWH LITE SHOD ENGLISH PLANTATION, TWO GAIT AMATEUR

TWH LITE SHOD ENGLISH PLANTATION, PRO AM

TWH LITE SHOD WESTERN PLANTATION, AMATEUR

TWH LITE SHOD WESTERN PLANTATION, TWO GAIT, PRO AM

TWH LITE SHOD WESTERN PLANTATION, TWO GAIT AMATEUR

TWH PLANTATION DRIVING CLASS

TWH LITE SHOD PLANTATION DRIVING CLASS

**WALKING HORSE EQUITATION, JUNIOR EX. AND/OR AMATEUR TO
RIDE**

WALKING HORSE JUNIOR

WALKING HORSE, SENIOR

**ENGLISH/ WESTERN EQUITATION WALK/JOG OR TROT SPECIAL
NEEDS/DISABLED CLASS**

**ENGLISH/WESTERN WALK/JOG-TROT PLEASURE SPECIAL NEEDS
/DISABLED CLASS**

**ENGLISH/WESTERN PLEASURE WALK ONLY SPECIAL
NEEDS/DISABLED CLASS**

**THE WELSH PONY ASSOCIATION OF WASHINGTON, HIGH POINT
WELSH PONY**

WELSH PONY AND COB HALTER, ANY AGE, ANY SEX

WELSH & HALF WELSH PLEASURE

WELSH & HALF WELSH PLEASURE DRIVING PONY OR COB

WELSH ROADSTER PONY, 12.2 HANDS & UNDER, OPEN

WESTERN PLEASURE HORSE SR EXHIBITOR AM OWNER

NOVICE WESTERN PLEASURE HORSE W/J

NOVICE WESTERN PLEASURE HORSE W/J/L

NOVICE WESTERN PLEASURE RIDER W/J

NOVICE WESTERN PLEASURE RIDER W/J/L

WESTERN PLEASURE JR HORSE 5 & UNDER

WESTERN PLEASURE SR HORSE 6 & OVER

OPEN WESTERN RIDING GREEN PATTERN I

OPEN WESTERN RIDING GREEN PATTERN II

OPEN WESTERN RIDING GREEN PATTERN IV